

8a Etapa SuperBike Brasil 2016

Ninja 300/SuperStreet/Yamaha R3

Autódromo Inter. de Goiânia 3,835 km

2o TREINO CLASSIFICATÓRIO

12/11/2016 10:30

Qualifying (20:00 Time) started at 10:31:22

Lap	Lap Tm	S1	S2	S3
(83) Meikon Kawakami				
1	1:55.321		41.523	26.385
2	1:48.231	41.827	40.236	26.168
3	1:46.626	40.662	40.140	25.824
4	1:47.153	40.589	40.496	26.068
5	2:19.140	47.648	1:04.940	26.552
6	1:46.294	40.343	40.008	25.943
7	1:45.830	40.262	39.865	25.703
8	1:45.931	40.241	39.816	25.874
9	1:45.527	40.052	39.633	25.842
10	1:45.773	40.227	39.699	25.847
11	1:46.171	40.230	40.302	25.639

(51) Bruno Cesar Borges				
1	2:09.054		48.048	27.911
2	1:53.106	43.299	43.314	26.493
3	1:49.165	41.407	41.471	26.287
4	1:47.814	41.176	40.572	26.066
5	1:48.894	41.364	41.295	26.235
6	1:48.719	41.316	40.817	26.586
7	1:54.861	44.131	43.679	27.051
8	1:48.688	41.910	40.596	26.182
9	1:47.664	40.805	40.323	26.536
10	1:46.839	40.799	40.112	25.928
11	1:46.184	40.493	39.934	25.757

(27) Eliton Kawakami				
1	1:54.711		41.341	26.343
2	1:48.292	41.021	40.856	26.415
3	1:47.277	41.068	40.113	26.096
4	1:46.620	40.496	40.092	26.032
5	2:22.273	46.988	1:04.529	30.756
6	1:46.314	40.400	40.123	25.791
7	1:46.713	40.492	40.144	26.077
8	1:47.824	40.646	40.329	26.849
9	1:48.795	41.072	41.120	26.603
10	1:59.175	41.072	49.302	28.801
11	1:47.180	41.035	40.087	26.058

(56) Quentin Koers				
1	1:57.062		43.244	26.918
2	1:48.602	41.345	40.995	26.262
3	1:49.059	41.659	41.010	26.390
4	1:48.048	41.243	40.605	26.200
5	1:49.748	41.514	42.050	26.184
6	1:47.845	41.252	40.361	26.232
7	1:47.439	41.299	40.207	25.933
8	1:56.322	40.788	48.322	27.212
9	1:48.527	41.161	41.169	26.197
10	1:46.857	40.801	39.723	26.333
11	1:46.573	40.851	39.779	25.943

(35) Sarah Conessa				
1	2:00.110		43.978	26.749
2	1:50.817	42.475	42.186	26.156
3	1:51.997	43.001	42.854	26.142
4	1:48.669	41.619	41.110	25.940
5	1:54.431	47.023	41.414	25.994
6	1:51.601	41.755	41.708	28.138
7	1:47.900	41.445	40.815	25.640
8	1:46.609	40.351	40.601	25.657
9	1:46.929	40.584	40.276	26.069
10	1:46.814	40.460	40.456	25.898
11	1:47.596	40.915	40.846	25.835

Lap	Lap Tm	S1	S2	S3
(234) Fernando Santos				
1	2:11.511		48.172	29.356
2	1:56.164	45.465	44.112	26.587
3	1:50.906	42.367	42.192	26.347
p4	2:08.746	41.694	40.966	
5	2:08.684		41.776	26.037
6	1:49.579	40.981	42.254	26.344
7	1:47.053	40.640	40.474	25.939
8	1:48.325	40.851	40.831	26.643
9	1:47.453	40.801	40.518	26.134
10	1:47.354	40.915	40.355	26.084
11	1:46.725	40.308	40.625	25.792

(10) Fábio Jandaia				
1	2:08.829		45.523	27.721
2	1:50.022	41.504	42.249	26.269
3	1:46.764	40.529	40.263	25.972
p4	2:14.250	43.746	47.552	
5	1:55.365		41.571	25.883
6	1:52.254	41.738	42.895	27.621
7	1:47.364	41.280	40.102	25.982
8	1:46.884	40.357	40.534	25.993
9	1:46.962	40.552	40.590	25.820
10	1:47.372	40.984	40.495	25.893
11	1:47.544	40.300	40.663	26.581

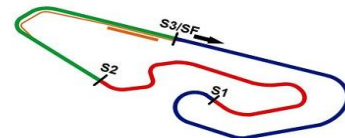
(45) Rafael Rosa				
1	1:56.212		42.558	26.515
2	1:48.309	40.898	41.308	26.103
3	1:47.455	40.745	40.713	25.997
4	1:46.850	40.088	40.646	26.116
5	1:47.198	40.152	40.861	26.185
6	2:04.342	52.158	46.110	26.074
7	1:47.756	40.739	40.754	26.263
8	1:47.883	40.930	40.315	26.638
9	1:47.027	40.648	40.473	25.906
10	1:46.833	40.376	40.450	26.007
11	1:46.943	40.388	40.341	26.214

(128) Rafael Gomes Traldi				
1	1:55.159		41.804	26.479
2	1:48.474	41.109	40.868	26.497
3	1:47.411	40.817	40.214	26.380
4	1:47.853	40.733	40.751	26.369
5	2:18.766	45.239	59.168	34.359
6	1:47.919	41.219	40.745	25.955
7	1:47.790	41.060	40.546	26.184
8	1:46.893	40.610	40.140	26.143
9	1:48.199	40.725	40.589	26.885
p10	2:26.975	42.447	45.394	
11	1:58.390		43.993	26.731

(64) Sandro Paganelli				
1	1:57.487		42.619	26.631
2	1:49.876	41.306	42.018	26.552
3	1:49.370	41.461	41.766	26.143
4	1:49.943	41.348	41.998	26.597
5	1:48.535	41.538	40.974	26.023
6	1:48.529	41.173	41.110	26.246
7	1:57.678	49.943	41.648	26.087
8	1:47.062	40.352	40.575	26.135
9	1:47.527	40.857	40.537	26.133
10	1:48.192	41.097	40.795	26.300

(13) Pedro Henrique Ramos				
1	2:09.506		46.007	27.917





8a Etapa SuperBike Brasil 2016

Ninja 300/SuperStreet/Yamaha R3

Autódromo Inter. de Goiânia 3,835 km

2o TREINO CLASSIFICATÓRIO

12/11/2016 10:30

Qualifying (20:00 Time) started at 10:31:22

Lap	Lap Tm	S1	S2	S3
2	1:49.236	40.872	41.837	26.527
3	1:47.524	40.427	40.856	26.241
p4	2:13.369	44.989	45.814	
5	1:56.334		41.692	26.445
6	1:49.858	41.784	41.818	26.256
7	1:47.710	41.033	40.395	26.282
8	1:48.507	41.265	40.867	26.375
9	1:47.363	41.016	40.405	25.942
10	1:46.894	40.259	40.626	26.009
11	1:47.245	40.374	40.932	25.939

(101) Yoshinori Noda

1	2:04.368		46.065	27.440
2	1:55.598	43.686	44.731	27.181
3	1:52.890	42.589	43.657	26.644
4	1:51.374	42.081	42.544	26.749
5	1:49.256	41.228	41.599	26.429
6	1:48.507	40.698	41.708	26.101
7	1:47.835	40.705	41.172	25.958
8	1:47.808	40.652	41.175	25.981
9	1:47.698	40.634	40.839	26.225
10	1:47.281	40.527	40.778	25.976
11	2:03.792	47.205	48.722	27.865

(169) Bruno Ribeiro

1	2:08.798		45.964	31.325
2	2:03.895	47.861	49.986	26.048
3	1:47.672	40.707	41.189	25.776
4	1:55.533	41.383	41.816	32.334
5	2:09.704	53.304	49.592	26.808
6	1:48.786	41.570	41.074	26.142
7	1:47.783	41.329	40.470	25.984

(7) Marciano Santin

1	2:12.170		46.066	27.726
2	1:50.099	41.516	42.001	26.582
3	1:47.722	41.262	40.302	26.158
p4	2:12.739	44.117	45.747	
5	2:18.033		46.654	43.072
6	2:42.517	1:31.432	44.843	26.242
7	1:51.173	41.150	42.379	27.644
8	1:48.578	41.693	40.604	26.281
9	1:48.858	41.419	41.044	26.395

(26) Kevin Fontainha

1	1:59.372		44.680	27.293
2	1:53.845	41.899	44.958	26.988
3	1:53.058	43.168	43.281	26.609
4	1:51.218	42.470	42.441	26.307
5	1:51.216	41.510	41.704	28.002
6	1:49.373	41.406	41.654	26.313
7	1:48.288	41.498	40.650	26.140
8	1:48.027	40.977	40.770	26.280
9	1:48.254	41.024	40.815	26.415
10	1:48.171	41.549	40.600	26.022
11	1:48.147	40.613	41.264	26.270

(22) Mauricio Mendes

1	2:01.619		42.841	26.491
2	1:48.825	41.248	41.290	26.287
3	1:49.337	41.268	41.750	26.319
4	1:49.539	41.482	41.706	26.351
5	1:48.270	41.332	40.893	26.045
6	1:48.359	41.205	40.944	26.210
7	1:48.038	41.460	40.762	25.816
8	1:48.424	41.366	40.693	26.365

Lap	Lap Tm	S1	S2	S3
9	2:00.302	43.012	41.612	35.678
10	1:50.617	41.341	41.890	27.386

(58) Odair Delefrati

1	1:56.559		42.098	27.189
2	1:50.982	42.024	42.174	26.784
3	1:49.134	41.351	41.266	26.517
p4	2:14.528	42.431	41.040	
5	2:23.954		45.148	49.112
6	1:53.728	45.641	40.904	27.183
7	1:50.050	42.217	41.033	26.800
8	1:48.958	41.634	40.806	26.518
9	1:57.295	45.079	44.982	27.234
10	1:48.054	41.354	40.312	26.388

(12) Humberto Turquinho JR

1	1:58.261		44.761	26.831
2	1:51.067	41.310	42.698	27.059
3	1:51.051	42.023	42.399	26.629
4	1:51.197	41.810	42.585	26.802
5	1:55.862	46.526	42.724	26.612
6	1:57.059	47.462	43.287	26.310
7	1:49.267	41.502	41.618	26.147
8	1:48.561	41.066	41.279	26.216
9	1:48.803	41.077	41.467	26.259
10	1:49.430	41.165	41.845	26.420
11	1:49.763	41.889	41.635	26.239

(707) Jeferson Souza "GG"

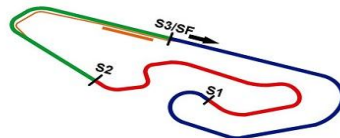
1	1:58.215		43.083	26.899
2	1:49.688	41.808	41.304	26.576
3	1:49.426	41.745	41.298	26.383
4	1:48.903	41.492	41.014	26.397
5	1:48.998	41.404	40.843	26.751
6	1:50.137	41.844	41.443	26.850
7	1:48.839	41.646	40.864	26.329
8	1:50.172	41.929	41.306	26.937
9	2:00.629	43.860	44.168	32.601
10	1:49.318	41.682	41.171	26.465
11	1:48.671	41.430	40.627	26.614

(404) Josue Buchecha

1	1:59.456		42.543	26.880
2	1:49.422	41.683	41.437	26.302
3	1:49.102	41.279	41.232	26.591
4	1:49.950	42.052	41.680	26.218
5	1:48.756	41.145	41.091	26.520
6	1:49.837	41.697	41.279	26.861
7	1:49.974	42.318	41.213	26.443
8	1:50.269	41.253	42.316	26.700
9	1:49.769	41.558	41.548	26.663
10	1:55.278	42.264	44.354	28.660
11	1:49.311	41.294	40.986	27.031

(36) Kaywan Freire

1	2:03.972		44.751	27.653
2	1:51.415	42.081	42.492	26.842
3	1:51.615	42.234	42.487	26.894
4	1:50.647	41.478	42.522	26.647
5	1:50.556	41.004	42.764	26.788
6	1:50.590	41.513	42.130	26.947
7	1:50.728	41.962	41.918	26.848
8	1:49.717	41.975	41.310	26.432
9	1:48.960	40.992	41.426	26.542
10	1:49.939	41.302	41.862	26.775
11	1:49.366	41.521	41.273	26.572



8a Etapa SuperBike Brasil 2016

Ninja 300/SuperStreet/Yamaha R3

Autódromo Inter. de Goiânia 3,835 km

2o TREINO CLASSIFICATÓRIO

12/11/2016 10:30

Qualifying (20:00 Time) started at 10:31:22

Lap	Lap Tm	S1	S2	S3
(29) Enzo Valentim Garcia				
1	2:00.402		45.668	26.876
2	1:53.576	43.201	43.541	26.834
3	1:52.925	43.376	42.499	27.050
4	1:51.205	42.067	42.603	26.535
5	1:51.206	41.953	41.407	27.846
6	1:49.794	41.854	41.491	26.449
7	1:50.229	42.546	41.091	26.592
8	1:49.145	41.212	40.661	27.272
9	1:49.004	41.771	40.717	26.516
10	1:51.635	41.313	43.100	27.222
11	1:50.325	41.784	41.553	26.988

(87) Marcelo Larini				
1	2:01.612		44.203	28.586
2	1:52.162	42.832	42.099	27.231
3	1:51.550	41.864	42.731	26.955
4	1:52.625	41.586	43.268	27.771
5	1:51.928	42.629	42.592	26.707
6	1:50.306	41.417	42.175	26.714
7	1:49.271	40.795	41.726	26.750
8	1:50.647	41.897	41.743	27.007
9	2:29.457	1:12.194	49.396	27.867
10	1:52.727	43.256	42.348	27.123

(99) Kioman Munoz				
1	2:03.954		45.234	27.997
p2	3:09.003	42.787	1:09.799	
3	2:00.828		43.034	27.582
4	1:53.798	43.633	42.709	27.456
5	1:52.682	43.546	41.927	27.209
6	1:50.040	42.150	41.250	26.640
7	1:51.104	42.084	42.123	26.897
8	1:50.908	41.851	41.839	27.218
9	1:53.331	43.039	42.654	27.638
10	1:52.162	42.645	42.419	27.098

(199) Indiana Munoz Gomes				
1	2:05.148		45.794	27.757
2	1:55.835	43.532	44.800	27.503
3	1:54.906	44.142	43.438	27.326
4	1:53.949	43.003	42.472	28.474
5	1:53.572	43.375	42.549	27.648
6	1:52.403	43.217	42.053	27.133
7	1:52.239	43.313	42.068	26.858
8	1:53.080	43.895	42.154	27.031
9	2:00.464	51.932	41.717	26.815
10	1:50.395	42.607	41.191	26.597
11	1:50.920	42.306	41.587	27.027

(43) Carlos A. G. Andrade				
1	1:58.361		44.137	27.103
2	1:51.624	41.993	42.965	26.666
3	1:50.614	41.618	42.388	26.608
4	3:38.293	2:27.256	43.902	27.135

(84) Anderson dos Santos				
1	2:01.988		44.154	27.467
2	1:54.775	42.430	43.033	29.312
3	1:51.366	41.965	42.150	27.251
4	1:53.524	42.120	43.833	27.571
5	1:52.686	42.738	42.519	27.429
6	1:52.125	42.398	42.211	27.516
7	1:51.758	42.448	42.175	27.135
8	1:52.186	42.622	42.401	27.163

9	1:51.849	42.586	41.884	27.379
10	1:51.788	42.668	42.222	26.898
11	1:51.672	41.064	41.982	28.626

(30) Felipe Gonçalves				
1	2:01.060		45.259	27.884
2	1:55.008	43.791	44.308	26.909
3	1:55.607	43.860	44.612	27.135
4	1:52.454	42.646	42.920	26.888
5	2:16.077	1:03.733	44.910	27.434
6	1:55.513	43.121	44.985	27.407
7	1:51.803	42.459	42.475	26.869
8	1:51.792	42.541	42.386	26.865
9	1:52.339	42.967	42.468	26.904
10	1:52.863	43.079	42.577	27.207
11	1:52.647	42.648	43.074	26.925

(260) Victor Perrucho				
1	2:01.077		43.651	27.911
2	1:53.733	43.339	42.768	27.626
3	1:53.378	43.278	42.706	27.394
4	1:53.311	43.001	43.315	26.995
5	1:53.888	42.850	43.462	27.576
6	1:53.419	43.355	42.513	27.551
7	1:58.286	43.740	46.073	28.473
8	2:01.491	49.811	44.035	27.645
9	1:57.567	46.827	43.660	27.080
10	1:52.450	42.777	42.268	27.405
11	1:52.257	42.763	42.187	27.307

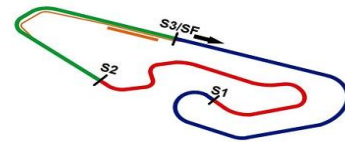
(16) Solano Santos				
1	2:07.116		46.685	28.582
2	1:55.382	43.743	43.951	27.688
3	1:54.557	43.795	43.379	27.383
4	1:55.312	44.212	43.571	27.529
5	1:55.203	44.088	43.756	27.359
6	1:54.096	43.096	43.549	27.451
7	1:54.845	43.490	43.777	27.578
8	1:54.227	43.708	43.070	27.449
9	1:54.116	43.061	43.277	27.778
10	1:53.309	42.684	42.767	27.858
11	1:53.521	42.852	43.396	27.273

(50) Rafael Fernandes				
1	2:13.997		46.561	34.594
2	1:58.167	45.277	44.883	28.007
3	1:56.752	44.622	44.471	27.659
4	1:55.242	44.283	43.475	27.484
5	1:55.592	44.188	43.713	27.691
6	1:54.322	43.839	43.084	27.399
7	1:53.925	43.371	43.106	27.448
8	1:53.838	43.577	42.832	27.429
9	1:53.734	43.345	42.839	27.550
10	1:53.392	43.326	42.478	27.588

(300) Waldemir Gustavo				
1	2:11.621		46.139	29.445
2	1:59.507	44.236	47.267	28.004
3	2:14.930	1:01.914	45.145	27.871
4	1:54.421	43.273	43.501	27.647
5	1:55.387	44.174	43.552	27.661
6	1:54.661	43.506	43.509	27.646
7	1:53.813	43.064	43.181	27.568
8	1:54.816	43.629	43.445	27.742

(266) Vinicius Linares de Castro				
---	--	--	--	--





8a Etapa SuperBike Brasil 2016

Ninja 300/SuperStreet/Yamaha R3

Autódromo Inter. de Goiânia 3,835 km

2o TREINO CLASSIFICATÓRIO

12/11/2016 10:30

Qualifying (20:00 Time) started at 10:31:22

Lap	Lap Tm	S1	S2	S3
1	2:07.156		45.761	28.659
2	1:56.921	44.393	44.541	27.987
3	1:57.062	45.049	44.458	27.555
4	1:56.760	45.044	44.248	27.468
5	1:56.002	45.346	43.443	27.213
6	1:54.048	43.180	43.400	27.468

Lap	Lap Tm	S1	S2	S3
-----	--------	----	----	----

(69) Guilherme Bosel Neto

1	2:12.992		49.256	30.527
2	2:02.094	45.115	47.506	29.473
3	2:01.509	45.502	46.843	29.164
4	2:03.937	46.140	48.237	29.560
5	2:05.135	46.625	48.928	29.582
6	2:03.859	46.757	47.428	29.674
7	2:02.956	46.437	47.302	29.217
8	2:02.988	45.692	47.955	29.341