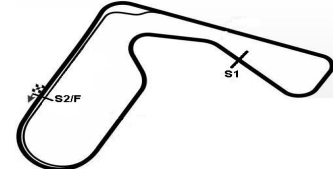




# 9ª ETAPA SUPERBIKE SERIES BRASIL - 2013

08, 09 e 10 de Novembro - Cascavel - PR



## SUPERBIKE SERIES BRASIL 9ª ETAPA

SBK PRO / PRO AM

AUT INTERNACIONAL ZILMAR BEUX 3,058 km

PROVA - SBK PRO / PRO AM

10/11/2013 12:34

Race (18 Laps) started at 12:33:49

Lap	Lap Tm	S1	S2
<b>(36) MAICO TEIXEIRA</b>			
1	1:09.979	37.189	32.790
2	1:05.120	33.060	32.060
3	1:03.715	32.008	<b>31.707</b>
4	<b>1:03.509</b>	<b>31.798</b>	31.711
5	1:04.117	32.345	31.772
6	1:04.302	32.375	31.927
7	1:04.623	32.408	32.215
8	1:05.180	32.799	32.381
9	1:04.753	32.692	32.061
10	1:05.756	33.305	32.451
11	1:04.637	32.360	32.277
12	1:04.403	32.408	31.995
13	1:04.206	32.369	31.837
14	1:04.816	32.769	32.047
15	1:04.183	32.290	31.893
16	1:04.019	32.202	31.817
17	1:04.461	32.356	32.105
18	1:04.844	32.458	32.386

Lap	Lap Tm	S1	S2
<b>(64) DANILO ANDRIC</b>			
1	1:07.472	34.925	32.547
2	1:05.066	32.502	32.564
3	1:04.710	32.371	32.339
4	1:04.733	32.267	32.466
5	1:05.369	32.526	32.843
6	1:04.766	32.298	32.468
7	1:04.789	32.287	32.502
8	1:04.722	32.154	32.568
9	1:04.407	32.113	32.294
10	1:05.810	32.554	33.256
11	1:04.371	32.043	32.328
12	<b>1:04.189</b>	32.034	<b>32.155</b>
13	1:04.398	32.171	32.227
14	1:04.940	32.621	32.319
15	1:04.366	32.069	32.297
16	1:04.440	<b>31.996</b>	32.444
17	1:04.758	32.198	32.560
18	1:05.680	32.666	33.014

Lap	Lap Tm	S1	S2
<b>(51) JOSE LUIZ CACHORRAO</b>			
1	1:08.869	35.835	33.034
2	1:05.934	33.208	32.726
3	1:05.436	32.869	32.567
4	1:05.568	32.930	32.638
5	1:05.812	32.950	32.862
6	1:04.906	32.595	32.311
7	1:05.292	32.610	32.682
8	1:05.164	32.700	32.464
9	1:06.109	33.321	32.788
10	<b>1:04.779</b>	<b>32.429</b>	32.350
11	1:06.335	33.674	32.661
12	1:05.479	32.814	32.665
13	1:06.893	32.875	34.018
14	1:05.675	32.768	32.907
15	1:04.877	32.619	<b>32.258</b>
16	1:05.507	32.780	32.727
17	1:05.536	32.829	32.707
18	1:06.023	33.048	32.975

Lap	Lap Tm	S1	S2
<b>(88) DIEGO PRETEL</b>			
1	1:09.902	36.641	33.261
2	1:05.845	33.146	32.699
3	1:05.246	32.503	32.743
4	1:05.457	32.724	32.733

Lap	Lap Tm	S1	S2
5	1:05.205	32.766	32.439
6	<b>1:04.762</b>	<b>32.394</b>	<b>32.368</b>
7	1:05.114	32.628	32.486
8	1:04.856	32.463	32.393
9	1:05.803	33.208	32.595
10	1:05.228	32.411	32.817
11	1:07.112	34.065	33.047
12	1:05.752	33.038	32.714
13	1:05.390	32.783	32.607
14	1:05.566	32.640	32.926
15	1:05.739	32.721	33.018
16	1:06.248	32.708	33.540
17	1:05.706	32.804	32.902
18	1:05.662	32.861	32.801

Lap	Lap Tm	S1	S2
<b>(34) BRUNO CORANO</b>			
1	1:10.927	37.301	33.626
2	1:06.365	33.611	32.754
3	1:05.415	32.967	32.448
4	<b>1:04.795</b>	<b>32.482</b>	<b>32.313</b>
5	1:05.039	32.711	32.328
6	1:05.105	32.565	32.540
7	1:04.925	32.590	32.335
8	1:05.276	32.859	32.417
9	1:05.997	32.900	33.097
10	1:05.672	32.820	32.852
11	1:07.841	33.615	34.226
12	1:08.866	34.947	33.919
13	1:05.802	33.037	32.765
14	1:06.884	32.892	33.992
15	1:07.513	33.755	33.758
16	1:06.102	32.937	33.165
17	1:07.177	33.262	33.915
18	1:07.346	33.616	33.730

Lap	Lap Tm	S1	S2
<b>(19) RICARDO PELOSINI</b>			
1	1:11.271	37.379	33.892
2	1:07.321	34.084	33.237
3	1:06.396	33.605	32.791
4	<b>1:05.601</b>	<b>32.843</b>	32.758
5	1:06.421	33.444	32.977
6	1:06.572	33.434	33.138
7	1:06.538	33.682	32.856
8	1:07.023	33.643	33.380
9	1:06.698	33.652	33.046
10	1:07.172	33.767	33.405
11	1:06.192	33.232	32.960
12	1:07.410	34.252	33.158
13	1:06.139	33.228	32.911
14	1:07.404	34.215	33.189
15	1:05.947	33.327	<b>32.620</b>
16	1:06.307	33.037	33.270
17	1:07.426	33.516	33.910
18	1:06.418	33.286	33.132

Lap	Lap Tm	S1	S2
<b>(41) MASSAO NISHIMOTO</b>			
1	1:09.255	36.121	33.134
2	1:05.941	33.147	32.794
3	1:05.315	<b>32.679</b>	32.636
4	1:05.877	32.880	32.997
5	1:05.648	32.878	32.770
6	<b>1:05.248</b>	32.749	<b>32.499</b>
7	1:05.347	32.767	32.580
8	1:05.590	32.829	32.761
9	1:05.810	32.875	32.935
10	1:06.004	32.987	33.017

CRONOMETRAGEM

DIRETOR DE PROVA

COMISSARIOS DESPORTIVO

Orbits

www.cronoelo.com.br



CRONOELO  
CRONOMETRAGEM

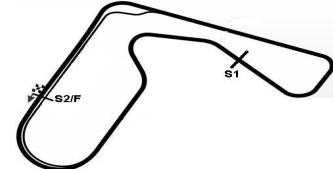
RESULTADO SUJEITO A VERIFICAÇÕES TÉCNICAS E/OU DESPORTIVAS

Printed: 10/11/2013 12:55:57



# 9ª ETAPA SUPERBIKE SERIES BRASIL - 2013

08, 09 e 10 de Novembro - Cascavel - PR



## SUPERBIKE SERIES BRASIL 9ª ETAPA

SBK PRO / PRO AM

AUT INTERNACIONAL ZILMAR BEUX 3,058 km

PROVA - SBK PRO / PRO AM

10/11/2013 12:34

Race (18 Laps) started at 12:33:49

Lap	Lap Tm	S1	S2
11	1:08.207	33.649	34.558
12	1:08.939	34.977	33.962
13	1:07.942	33.884	34.058
14	1:08.026	33.953	34.073
15	1:08.582	34.154	34.428
16	1:08.942	34.739	34.203
17	1:08.311	34.083	34.228
18	1:08.004	34.217	33.787

(777) PABLO N MOYSES

Lap	Lap Tm	S1	S2
1	1:10.440	36.835	33.605
2	1:06.663	33.600	33.063
3	1:06.766	33.670	33.096
4	1:06.529	33.599	32.930
5	<b>1:06.374</b>	33.475	<b>32.899</b>
6	1:06.643	33.536	33.107
7	1:06.511	33.546	32.965
8	1:07.084	33.699	33.385
9	1:06.670	33.571	33.099
10	1:06.696	33.515	33.181
11	1:06.700	33.450	33.250
12	1:06.909	33.899	33.010
13	1:06.606	33.510	33.096
14	1:08.490	34.369	34.121
15	1:06.651	<b>33.349</b>	33.302
16	1:06.935	33.679	33.256
17	1:07.004	33.773	33.231
18	1:07.096	33.847	33.249

(82) ELIANDRO SIMONINI

Lap	Lap Tm	S1	S2
1	1:10.702	36.584	34.118
2	1:08.091	34.341	33.750
3	1:06.804	33.688	33.116
4	1:06.011	33.195	<b>32.816</b>
5	<b>1:05.955</b>	<b>32.999</b>	32.956
6	1:06.490	33.326	33.164
7	1:06.403	33.369	33.034
8	1:06.922	33.537	33.385
9	1:06.793	33.661	33.132
10	1:07.784	33.672	34.112
11	1:06.566	33.469	33.097
12	1:06.639	33.362	33.277
13	1:07.072	33.707	33.365
14	1:08.288	34.703	33.585
15	1:06.963	33.706	33.257
16	1:07.605	33.910	33.695
17	1:06.890	33.695	33.195
18	1:07.156	33.695	33.461

(62) BETO VAN CLEEF

Lap	Lap Tm	S1	S2
1	1:10.064	36.802	33.262
2	1:05.595	32.942	<b>32.653</b>
3	<b>1:05.056</b>	<b>32.368</b>	32.688
4	1:05.575	32.727	32.848
5	1:05.554	32.787	32.767
6	1:06.545	32.909	33.636
7	1:07.892	33.623	34.269
8	1:06.789	33.606	33.183
9	1:07.365	33.520	33.845
10	1:09.267	35.108	34.159
11	1:07.444	33.929	33.515
12	1:08.198	34.636	33.562
13	1:07.252	33.866	33.386
14	1:08.298	34.703	33.595
15	1:07.257	33.640	33.617
16	1:07.514	34.339	33.175

Lap	Lap Tm	S1	S2
17	1:07.919	33.996	33.923
18	1:07.566	34.004	33.562

(144) MARCELO CORTES

Lap	Lap Tm	S1	S2
1	1:11.906	37.383	34.523
2	1:08.108	34.320	33.788
3	1:07.883	34.144	33.739
4	1:08.006	34.381	33.625
5	1:07.860	34.401	33.459
6	1:08.210	34.478	33.732
7	1:08.361	34.156	34.205
8	1:08.193	34.230	33.963
9	1:07.922	34.318	33.604
10	<b>1:07.134</b>	<b>33.623</b>	33.511
11	1:07.503	33.942	33.561
12	1:07.588	34.143	<b>33.445</b>
13	1:08.279	34.229	34.050
14	1:08.083	34.616	33.467
15	1:08.629	34.363	34.266
16	1:08.013	34.127	33.886
17	1:08.947	34.961	33.986
18	1:09.013	34.500	34.513

(56) JURACY RODRIGUES

Lap	Lap Tm	S1	S2
1	1:10.826	36.530	34.296
2	<b>1:07.460</b>	33.690	<b>33.770</b>
3	1:07.796	<b>33.627</b>	34.169
4	1:07.939	33.893	34.046
5	1:07.921	33.985	33.936
6	1:08.484	34.495	33.989
7	1:09.160	34.524	34.636
8	1:09.076	34.515	34.561
9	1:08.645	34.182	34.463
10	1:08.279	34.194	34.085
11	1:08.761	34.517	34.244
12	1:08.996	34.461	34.535
13	1:09.191	34.584	34.607
14	1:09.187	34.753	34.434
15	1:09.391	34.783	34.608
16	1:10.070	34.974	35.096
17	1:09.278	34.378	34.900

(113) JOAO SOBREIRA

Lap	Lap Tm	S1	S2
1	1:13.148	38.366	34.782
2	1:09.248	35.231	34.017
3	1:09.531	35.150	34.381
4	1:10.120	35.549	34.571
5	1:09.833	35.137	34.696
6	1:09.645	35.106	34.539
7	1:09.297	35.050	34.247
8	1:09.859	35.065	34.794
9	1:09.799	35.332	34.467
10	1:09.661	35.066	34.595
11	1:09.122	34.919	34.203
12	1:09.983	35.262	34.721
13	1:11.818	35.948	35.870
14	1:09.712	35.088	34.624
15	1:10.899	35.836	35.063
16	1:09.419	35.342	34.077
17	<b>1:07.503</b>	<b>33.924</b>	<b>33.579</b>

(61) TIAGO PAVANELLI

Lap	Lap Tm	S1	S2
1	1:14.079	38.593	35.486
2	1:10.144	35.451	34.693
3	1:10.116	34.990	35.126
4	1:10.019	34.884	35.135

CRONOMETRAGEM

DIRETOR DE PROVA

COMISSARIOS DESPORTIVO

Orbits

www.cronoelo.com.br

RESULTADO SUJEITO A VERIFICAÇÕES TÉCNICAS E/OU DESPORTIVAS

Printed: 10/11/2013 12:55:57

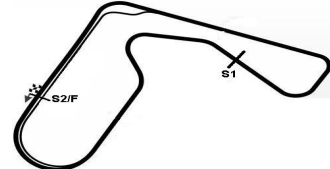


CRONOELO  
CRONOMETRAGEM



# 9ª ETAPA SUPERBIKE SERIES BRASIL - 2013

08, 09 e 10 de Novembro - Cascavel - PR



## SUPERBIKE SERIES BRASIL 9ª ETAPA

SBK PRO / PRO AM

AUT INTERNACIONAL ZILMAR BEUX 3,058 km

PROVA - SBK PRO / PRO AM

10/11/2013 12:34

Race (18 Laps) started at 12:33:49

Lap	Lap Tm	S1	S2
5	1:09.977	35.286	34.691
6	1:09.715	34.945	34.770
7	1:09.710	35.044	34.666
8	1:09.295	<b>34.575</b>	34.720
9	1:09.424	34.823	34.601
10	1:08.994	34.584	34.410
11	<b>1:08.913</b>	34.804	<b>34.109</b>
12	1:09.236	34.861	34.375
13	1:11.814	37.113	34.701
14	1:09.878	34.951	34.927
15	1:10.758	35.367	35.391
16	1:09.832	35.246	34.586
17	1:09.330	34.805	34.525

### (2) ELSON TENEBRA

1	1:15.760	39.740	36.020
2	1:11.571	35.941	35.630
3	1:11.828	36.668	35.160
4	1:12.079	36.528	35.551
5	1:12.017	36.317	35.700
6	1:12.875	36.201	36.674
7	1:12.091	36.720	35.371
8	1:11.887	36.550	35.337
9	1:13.623	37.207	36.416
10	1:11.045	36.054	34.991
11	<b>1:10.177</b>	35.681	<b>34.496</b>
12	1:10.388	35.512	34.876
13	1:10.237	35.427	34.810
14	1:10.271	35.415	34.856
15	1:10.576	36.019	34.557
16	1:10.232	<b>35.206</b>	35.026
17	1:10.195	35.219	34.976

### (70) DARCI CEZAR ANADAO

1	1:15.163	38.564	36.599
2	1:11.726	35.549	36.177
3	1:11.702	35.791	35.911
4	1:12.136	36.244	35.892
5	1:12.002	35.917	36.085
6	1:12.373	35.976	36.397
7	1:11.943	35.886	36.057
8	1:13.760	37.150	36.610
9	1:12.420	35.903	36.517
10	1:12.686	36.686	36.000
11	1:11.233	35.708	35.525
12	1:10.888	35.170	35.718
13	1:11.119	35.349	35.770
14	1:11.258	35.495	35.763
15	<b>1:10.281</b>	<b>34.913</b>	35.368
16	1:10.697	35.489	<b>35.208</b>
17	1:11.010	35.292	35.718

### (45) LEONEL CARVALHO

1	1:13.945	38.496	35.449
2	<b>1:10.984</b>	<b>36.043</b>	<b>34.941</b>
3	1:11.696	36.211	35.485
4	1:11.916	36.657	35.259
5	1:12.862	37.192	35.670
6	1:14.144	37.254	36.890
7	1:11.752	36.760	34.992
8	1:11.761	36.816	34.945
9	1:12.330	36.535	35.795
10	1:12.219	36.553	35.666
11	1:12.215	36.978	35.237
12	1:12.718	36.431	36.287
13	1:12.842	37.022	35.820

Lap	Lap Tm	S1	S2
14	1:11.529	36.479	35.050
15	1:11.605	36.416	35.189
16	1:14.290	37.822	36.468
17	1:14.332	37.924	36.408

### (6) JOSE AGUILAR

1	1:12.363	37.683	34.680
2	1:07.967	34.326	33.641
3	1:07.861	34.172	33.689
4	1:08.150	34.307	33.843
5	1:07.828	34.460	33.368
6	1:08.189	34.570	33.619
7	1:07.399	34.120	<b>33.279</b>
8	1:08.077	34.223	33.854
9	1:07.857	34.520	33.337
10	1:07.408	33.874	33.534
11	1:07.361	33.852	33.509
12	<b>1:07.155</b>	33.760	33.395
13	1:07.322	34.020	33.302
14	1:07.554	34.095	33.459
15	1:07.601	34.076	33.525

### (11) FERNANDO FERRAZ

1	1:15.973	39.465	36.508
2	1:12.365	36.178	36.187
3	<b>1:12.268</b>	<b>36.104</b>	<b>36.164</b>
4	1:13.963	36.580	37.383
5	1:14.151	37.196	36.955
6	1:15.171	37.494	37.677
7	1:15.727	37.806	37.921
8	1:17.020	38.036	38.984
9	1:16.357	38.161	38.196

CRONOMETRAGEM

DIRETOR DE PROVA

COMISSARIOS DESPORTIVO

Orbits

www.cronoelo.com.br



CRONOELO  
CRONOMETRAGEM

RESULTADO SUJEITO A VERIFICAÇÕES TÉCNICAS E/OU DESPORTIVAS

Printed: 10/11/2013 12:55:57