



# 3ª ETAPA SUPERBIKE SERIES BRASIL - 2013

## 31 de maio, 01 e 02 de junho - Interlagos - SP



### SUPERBIKE SERIES BRASIL 3a ETAPA 2013

Copa Ninja 250R/300R - KAWASAKI

AUT J CARLOS PACE - INTERLAGOS 4,309 Km

2o TREINO LIVRE - NINJA 250R/300R

31/05/2013 13:30

Practice (30:00 Time) started at 13:42:44

Lap	Time of Day	Lap Tm	S1	S2
<b>(46) André Gama</b>				
1	13:48:10.622	2:07.402	1:01.754	1:05.648
2	13:50:36.217	2:25.595	1:05.248	1:20.347
3	13:52:44.539	2:08.322	1:01.204	1:07.118
4	13:54:52.455	2:07.916	1:02.148	1:05.768
5	13:56:59.694	2:07.239	1:01.550	1:05.689
6	13:59:05.267	2:05.573	1:00.318	1:05.255
7	14:01:10.235	2:04.968	1:00.222	1:04.746
8	14:03:15.959	2:05.724	1:00.565	1:05.159
9	14:06:14.761	2:58.802	1:00.470	1:58.332
10	14:08:19.830	2:05.069	1:00.332	1:04.737
11	14:10:24.215	<b>2:04.385</b>	<b>59.907</b>	<b>1:04.478</b>

Lap	Time of Day	Lap Tm	S1	S2
<b>(8) Andy Lima</b>				
1	13:47:31.290	2:11.990	1:03.214	1:08.776
2	13:49:41.444	2:10.154	1:02.505	1:07.649
3	13:51:50.852	2:09.408	1:02.134	1:07.274
4	13:54:01.475	2:10.623	1:02.530	1:08.093
5	13:56:11.476	2:10.001	1:02.257	1:07.744
6	13:58:20.481	2:09.005	1:01.685	1:07.320
7	14:00:28.541	2:08.060	1:01.367	1:06.693
8	14:02:37.159	2:08.618	1:01.717	1:06.901
9	14:04:45.184	2:08.025	1:00.946	1:07.079
10	14:06:52.450	2:07.266	1:01.176	1:06.090
11	14:08:59.425	2:06.975	1:00.529	1:06.446
12	14:11:05.344	<b>2:05.919</b>	<b>1:00.477</b>	<b>1:05.442</b>

Lap	Time of Day	Lap Tm	S1	S2
<b>(3) Marco Antonio Reis</b>				
1	13:47:37.451	2:09.130	1:02.607	1:06.523
2	13:49:44.666	2:07.215	1:01.215	1:06.000
3	13:51:50.893	2:06.227	1:00.875	<b>1:05.352</b>
4	13:53:57.620	2:06.727	1:00.609	1:06.118
5	13:56:03.795	2:06.175	1:00.712	1:05.463
6	13:58:11.248	2:07.453	1:01.773	1:05.680
7	14:00:18.452	2:07.204	1:00.872	1:06.332
8	14:02:24.627	2:06.175	1:00.459	1:05.716
9	14:04:30.715	2:06.088	1:00.422	1:05.666
10	14:06:37.600	2:06.885	1:01.294	1:05.591
11	14:08:44.398	2:06.798	1:01.257	1:05.541
12	14:10:50.321	<b>2:05.923</b>	<b>1:00.113</b>	1:05.810

Lap	Time of Day	Lap Tm	S1	S2
<b>(44) Claudinei Costa Silva</b>				
1	13:47:46.540	2:12.649	1:04.214	1:08.435
2	13:49:56.467	2:09.927	1:02.285	1:07.642
3	13:52:06.929	2:10.462	1:02.187	1:08.275
4	13:54:16.922	2:09.993	1:01.620	1:08.373
5	13:56:26.024	2:09.102	1:01.609	1:07.493
6	13:58:34.593	<b>2:08.569</b>	<b>1:01.444</b>	<b>1:07.125</b>
7	14:00:45.023	2:10.430	1:02.497	1:07.933
8	14:02:55.312	2:10.289	1:01.505	1:08.784
p9	14:05:21.143	2:25.831	1:08.718	

Lap	Time of Day	Lap Tm	S1	S2
<b>(9) Marcelo Augusto Cristal</b>				
1	13:48:10.128	2:16.188	1:06.980	1:09.208
2	13:50:24.539	2:14.411	1:05.854	1:08.557
3	13:52:35.772	2:11.233	1:03.939	1:07.294
4	13:54:46.418	2:10.646	1:03.285	1:07.361
5	13:56:56.111	<b>2:09.693</b>	<b>1:02.740</b>	<b>1:06.953</b>
6	13:59:08.899	2:12.788	1:04.480	1:08.308
p7	14:01:26.056	2:17.157	1:03.989	

Lap	Time of Day	Lap Tm	S1	S2
<b>(88) Sabrina Paiuta</b>				
1	13:47:58.353	2:13.371	1:05.454	1:07.917
2	13:50:10.204	2:11.851	1:04.335	1:07.516
p3	13:52:37.972	2:27.768	<b>1:02.052</b>	

Lap	Time of Day	Lap Tm	S1	S2
4	13:56:56.094	4:18.122		1:12.988
5	13:59:21.562	2:25.468	1:17.882	1:07.586
p6	14:01:55.440	2:33.878	1:09.173	
7	14:06:42.592	4:47.152		1:09.685
8	14:08:54.308	2:11.716	1:04.635	1:07.081
9	14:11:04.165	<b>2:09.857</b>	1:02.782	<b>1:07.075</b>

Lap	Time of Day	Lap Tm	S1	S2
<b>(81) Thiago Carvalho Costa</b>				
1	13:47:30.504	2:11.789	1:03.265	1:08.524
2	13:49:49.091	2:18.587	1:03.565	1:15.022
3	13:52:01.375	2:12.284	1:03.856	1:08.428
4	13:54:13.103	2:11.728	1:03.510	1:08.218
5	13:56:25.872	2:12.769	1:04.159	1:08.610
6	13:58:35.905	<b>2:10.033</b>	<b>1:02.464</b>	<b>1:07.569</b>
7	14:00:48.175	2:12.270	1:04.327	1:07.943
8	14:02:59.758	2:11.583	1:02.744	1:08.839
9	14:05:11.789	2:12.031	1:03.042	1:08.989
10	14:07:22.727	2:10.938	1:03.191	1:07.747
p11	14:09:43.960	2:21.233	1:03.315	

Lap	Time of Day	Lap Tm	S1	S2
<b>(77) Carlos Passaro</b>				
1	13:48:10.999	2:16.915	1:07.124	1:09.791
2	13:50:25.932	2:14.933	1:05.302	1:09.631
3	13:52:39.716	2:13.784	1:04.030	1:09.754
4	13:54:52.072	2:12.356	1:03.527	1:08.829
5	13:57:03.634	2:11.562	<b>1:03.395</b>	1:08.167
6	13:59:15.543	2:11.909	1:03.814	1:08.095
7	14:01:27.111	2:11.568	1:03.534	1:08.034
8	14:03:42.005	2:14.894	1:03.556	1:11.338
9	14:05:53.899	2:11.894	1:03.948	1:07.946
10	14:08:05.035	2:11.136	1:03.435	1:07.701
11	14:10:16.066	<b>2:11.031</b>	1:03.497	<b>1:07.534</b>

Lap	Time of Day	Lap Tm	S1	S2
<b>(37) Wanderson Bandeira</b>				
1	13:47:53.478	2:17.303	1:07.651	1:09.652
2	13:50:08.539	2:15.061	1:05.157	1:09.904
3	13:52:22.647	2:14.108	1:04.263	1:09.845
4	13:54:35.493	2:12.846	1:04.043	1:08.803
5	13:56:48.304	2:12.811	1:04.080	1:08.731
6	13:59:02.112	2:13.808	1:04.694	1:09.114
7	14:01:14.712	2:12.600	1:04.117	1:08.483
8	14:03:29.137	2:14.425	1:03.626	1:10.799
9	14:05:40.877	<b>2:11.740</b>	<b>1:03.322</b>	<b>1:08.418</b>
10	14:07:52.908	2:12.031	1:03.482	1:08.549
p11	14:10:44.901	2:51.993	1:19.701	

Lap	Time of Day	Lap Tm	S1	S2
<b>(2) Cicero Lourenço</b>				
1	13:47:25.319	2:15.981	1:06.186	1:09.795
2	13:49:38.756	2:13.437	1:04.588	1:08.849
3	13:51:52.980	2:14.224	1:04.800	1:09.424
4	13:54:05.527	2:12.547	1:03.642	1:08.905
5	13:56:17.993	2:12.466	1:03.774	1:08.692
6	13:58:31.059	2:13.066	<b>1:03.612</b>	1:09.454
7	14:00:44.845	2:13.786	1:04.284	1:09.502
8	14:02:59.046	2:14.201	1:03.622	1:10.579
9	14:05:11.446	2:12.400	1:03.674	1:08.726
10	14:07:23.406	<b>2:11.960</b>	1:03.770	<b>1:08.190</b>
11	14:09:37.844	2:14.438	1:03.739	1:10.699
12	14:11:58.426	2:20.582	1:03.977	1:16.605

Lap	Time of Day	Lap Tm	S1	S2
<b>(59) Luiz Henrique Borges</b>				
1	13:47:37.200	2:20.275	1:09.099	1:11.176
2	13:49:51.219	2:14.019	1:04.794	1:09.225
3	13:52:07.824	2:16.605	1:04.994	1:11.611
4	13:54:22.207	2:14.383	1:04.719	1:09.664
5	13:56:35.406	2:13.199	1:04.380	1:08.819

CRONOMETRAGEM

DIRETOR DE PROVA

COMISSARIOS

Orbits

www.cronoelo.com.br



CRONOELO  
CRONOMETRAGEM

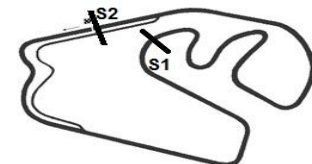
RESULTADO SUJEITO A VERIFICAÇÕES TÉCNICAS E OU DESPORTIVAS

Printed: 31/05/2013 14:13:04



# 3ª ETAPA SUPERBIKE SERIES BRASIL - 2013

## 31 de maio, 01 e 02 de junho - Interlagos - SP



### SUPERBIKE SERIES BRASIL 3a ETAPA 2013

Copa Ninja 250R/300R - KAWASAKI

AUT J CARLOS PACE - INTERLAGOS 4,309 Km

2o TREINO LIVRE - NINJA 250R/300R

31/05/2013 13:30

Practice (30:00 Time) started at 13:42:44

Lap	Time of Day	Lap Tm	S1	S2
6	13:58:47.505	<b>2:12.099</b>	1:03.765	<b>1:08.334</b>
7	14:01:01.887	2:14.382	1:04.982	1:09.400
8	14:03:17.717	2:15.830	1:06.410	1:09.420
9	14:05:30.518	2:12.801	1:03.779	1:09.022
10	14:07:43.092	2:12.574	<b>1:03.668</b>	1:08.906
11	14:09:55.816	2:12.724	1:04.031	1:08.693
12	14:12:09.525	2:13.709	1:04.477	1:09.232

Lap	Time of Day	Lap Tm	S1	S2
6	14:00:00.093	2:14.606	1:05.448	1:09.158
7	14:02:15.020	2:14.927	<b>1:04.458</b>	1:10.469
8	14:04:30.874	2:15.854	1:06.218	1:09.636
9	14:06:47.702	2:16.828	1:04.864	1:11.964
10	14:09:04.324	2:16.622	1:04.751	1:11.871
11	14:11:18.178	<b>2:13.854</b>	1:04.869	<b>1:08.985</b>

(24) Julio Castroviejo

1	13:48:09.652	2:28.606	1:06.835	1:21.771
2	13:50:26.961	2:17.309	1:07.176	1:10.133
3	13:52:56.377	2:29.416	1:17.648	1:11.768
4	13:55:11.335	2:14.958	1:04.720	1:10.238
5	13:57:23.935	<b>2:12.600</b>	1:03.977	<b>1:08.623</b>
6	13:59:37.028	2:13.093	1:03.875	1:09.218
7	14:01:50.929	2:13.901	1:04.775	1:09.126
8	14:04:17.756	2:26.827	<b>1:03.768</b>	1:23.059
9	14:06:38.093	2:20.337	1:07.415	1:12.922
10	14:08:53.773	2:15.680	1:04.187	1:11.493
11	14:11:17.184	2:23.411	1:07.002	1:16.409

(10) Lucas Portilho

1	13:48:21.910	2:23.314	1:09.427	1:13.887
2	13:50:40.282	2:18.372	1:06.832	1:11.540
3	13:52:57.693	2:17.411	1:06.159	1:11.252
4	13:55:16.308	2:18.615	1:05.025	1:13.590
5	13:57:37.112	2:20.804	1:07.374	1:13.430
6	13:59:56.275	2:19.163	1:05.905	1:13.258
7	14:02:12.863	2:16.588	1:05.919	1:10.669
8	14:04:28.889	2:16.026	1:04.976	1:11.050
9	14:07:09.655	2:40.766	1:06.684	1:34.082
10	14:09:27.711	2:18.056	1:06.689	1:11.367
11	14:11:42.711	<b>2:15.000</b>	<b>1:04.685</b>	<b>1:10.315</b>

(19) Erinaldo Bezerra

1	13:48:03.256	2:19.945	1:08.740	1:11.205
2	13:50:22.981	2:19.725	1:08.853	1:10.872
3	13:52:37.892	2:14.911	1:05.304	1:09.607
4	13:54:52.902	2:15.010	1:05.586	1:09.424
5	13:57:09.382	2:16.480	1:06.254	1:10.226
6	13:59:27.152	2:17.770	1:07.191	1:10.579
7	14:01:45.273	2:18.121	1:06.692	1:11.429
8	14:03:59.811	2:14.538	1:05.440	1:09.098
9	14:06:13.253	2:13.442	<b>1:04.439</b>	1:09.003
10	14:08:26.211	2:12.958	1:04.501	1:08.457
11	14:10:38.831	<b>2:12.620</b>	1:04.771	<b>1:07.849</b>

(198) Ricardo Dias

1	13:47:51.021	2:27.637	1:13.999	1:13.638
2	13:50:14.000	2:22.979	1:11.557	1:11.422
3	13:52:34.247	2:20.247	1:07.710	1:12.537
4	13:54:51.331	2:17.084	1:07.241	1:09.843
5	13:57:08.765	2:17.434	1:07.558	1:09.876
6	13:59:27.325	2:18.560	1:07.522	1:11.038
7	14:01:45.872	2:18.547	1:08.265	1:10.282
8	14:04:03.619	2:17.747	1:07.210	1:10.537
9	14:06:18.824	<b>2:15.205</b>	<b>1:05.799</b>	1:09.406
10	14:08:34.228	2:15.404	1:06.175	<b>1:09.229</b>
11	14:10:52.499	2:18.271	1:06.760	1:11.511

(23) Gustavo Papadopoli

1	13:47:38.243	2:15.094	1:05.475	1:09.619
2	13:49:52.120	2:13.877	1:04.778	1:09.099
3	13:52:07.487	2:15.367	1:05.160	1:10.207
4	13:54:20.255	2:12.768	1:04.185	<b>1:08.583</b>
5	13:56:32.966	<b>2:12.711</b>	<b>1:04.002</b>	1:08.709
6	13:58:47.130	2:14.164	1:05.452	1:08.712
7	14:01:02.217	2:15.087	1:04.907	1:10.180
8	14:03:19.340	2:17.123	1:08.090	1:09.033
9	14:05:34.133	2:14.793	1:05.280	1:09.513
10	14:08:00.869	2:26.736	1:15.295	1:11.441
p11	14:10:51.423	2:50.554	1:35.795	

(58) Norival Lotério

1	13:47:47.136	2:22.532	1:09.711	1:12.821
2	13:50:04.999	2:17.863	1:06.756	1:11.107
3	13:52:23.844	2:18.845	1:06.120	1:12.725
4	13:54:40.378	2:16.534	1:05.582	1:10.952
5	13:56:57.556	2:17.178	1:06.421	1:10.757
6	13:59:13.905	2:16.349	1:05.532	1:10.817
7	14:01:29.159	<b>2:15.254</b>	1:05.617	<b>1:09.637</b>
8	14:04:39.722	3:10.563	1:58.299	1:12.264
9	14:06:57.269	2:17.547	1:05.911	1:11.636
10	14:09:15.491	2:18.222	1:05.522	1:12.700
11	14:11:30.880	2:15.389	<b>1:05.236</b>	1:10.153

(60) Dudu Rossini

1	13:47:36.878	2:15.361	1:05.751	1:09.610
2	13:49:50.664	2:13.786	1:04.564	1:09.222
3	13:52:03.803	2:13.139	1:04.399	<b>1:08.740</b>
4	13:54:16.890	<b>2:13.087</b>	1:04.234	1:08.853
5	13:56:31.020	2:14.130	1:04.733	1:09.397
p6	13:58:56.269	2:25.249	<b>1:04.051</b>	

(4) Fabio Dias

1	13:47:57.922	2:22.113	1:09.169	1:12.944
2	13:50:17.715	2:19.793	1:07.234	1:12.559
3	13:52:39.344	2:21.629	1:08.163	1:13.466
4	13:55:03.303	2:23.959	1:07.322	1:16.637
5	13:57:22.723	2:19.420	1:06.581	1:12.839
6	13:59:39.449	2:16.726	<b>1:05.157</b>	1:11.569
7	14:01:58.434	2:18.985	1:06.516	1:12.469
8	14:04:15.680	2:17.246	1:06.317	1:10.929
9	14:06:31.377	<b>2:15.697</b>	1:05.907	<b>1:09.790</b>

(404) Josué de Araujo Junior

1	13:48:00.390	<b>2:13.542</b>	1:04.549	<b>1:08.993</b>
2	13:50:14.127	2:13.737	<b>1:03.928</b>	1:09.809
p3	13:54:30.309	4:16.182	2:17.686	

(64) Robson Tomazini

1	13:47:52.649	2:26.959	1:13.542	1:13.417
2	13:50:14.929	2:22.280	1:10.609	1:11.671
3	13:52:34.409	2:19.480	1:07.319	1:12.161
4	13:54:51.516	2:17.107	1:07.386	1:09.721
5	13:57:07.620	2:16.104	1:06.281	1:09.823
6	13:59:29.322	2:21.702	1:05.747	1:15.955
7	14:01:45.894	2:16.572	1:06.664	1:09.908
8	14:04:01.810	<b>2:15.916</b>	1:06.351	<b>1:09.565</b>

(999) Vitor Batista

1	13:48:32.426	2:24.166	1:10.763	1:13.403
2	13:50:51.844	2:19.418	1:07.834	1:11.584
3	13:53:12.594	2:20.750	1:06.493	1:14.257
4	13:55:30.161	2:17.567	1:06.247	1:11.320
5	13:57:45.487	2:15.326	1:05.175	1:10.151

CRONOMETRAGEM

DIRETOR DE PROVA

COMISSARIOS

Orbits

www.cronoelo.com.br

RESULTADO SUJEITO A VERIFICAÇÕES TÉCNICAS E OU DESPORTIVAS

Printed: 31/05/2013 14:13:04

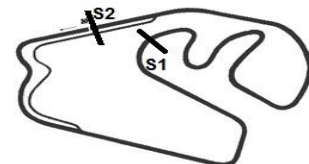


CRONOELO  
CRONOMETRAGEM



# 3ª ETAPA SUPERBIKE SERIES BRASIL - 2013

## 31 de maio, 01 e 02 de junho - Interlagos - SP



### SUPERBIKE SERIES BRASIL 3a ETAPA 2013

Copa Ninja 250R/300R - KAWASAKI

AUT J CARLOS PACE - INTERLAGOS 4,309 Km

2o TREINO LIVRE - NINJA 250R/300R

31/05/2013 13:30

Practice (30:00 Time) started at 13:42:44

Lap	Time of Day	Lap Tm	S1	S2
p9	14:06:25.338	2:23.528	<b>1:05.329</b>	
<b>(15) Willian Rodrigo Ribeiro</b>				
1	13:48:27.001	2:20.270	1:08.046	1:12.224
2	13:50:44.123	2:17.122	1:05.955	1:11.167
3	13:53:02.364	2:18.241	1:06.602	1:11.639
4	13:55:20.051	2:17.687	1:05.871	1:11.816
5	13:57:36.962	2:16.911	1:05.656	1:11.255
6	13:59:54.855	2:17.893	1:05.813	1:12.080
7	14:02:11.527	2:16.672	1:06.031	1:10.641
8	14:04:27.668	2:16.141	1:06.119	<b>1:10.022</b>
9	14:06:45.621	2:17.953	1:06.718	1:11.235
10	14:09:01.710	<b>2:16.089</b>	<b>1:05.559</b>	1:10.530
11	14:11:18.006	2:16.296	1:05.952	1:10.344

Lap	Time of Day	Lap Tm	S1	S2
<b>(25) Daniel de Oliveira</b>				
1	13:48:02.462	2:21.215	1:07.858	1:13.357
2	13:50:21.985	2:19.523	1:07.059	1:12.464
3	13:52:42.149	2:20.164	1:07.873	1:12.291
4	13:55:00.736	2:18.587	1:06.967	1:11.620
5	13:57:18.658	<b>2:17.922</b>	<b>1:06.658</b>	<b>1:11.264</b>
6	13:59:38.686	2:20.028	1:08.109	1:11.919
7	14:01:58.204	2:19.518	1:06.848	1:12.670
8	14:04:17.163	2:18.959	1:06.743	1:12.216
9	14:06:38.426	2:21.263	1:07.373	1:13.890
10	14:08:59.308	2:20.882	1:08.487	1:12.395
11	14:11:33.173	2:23.865	1:19.898	1:13.967

Lap	Time of Day	Lap Tm	S1	S2
<b>(96) Alexandros Methentis</b>				
1	13:48:00.791	2:23.427	1:10.283	1:13.144
2	13:50:20.841	2:20.050	1:07.469	1:12.581
3	13:52:40.415	2:19.574	1:07.724	1:11.850
4	13:54:58.609	<b>2:18.194</b>	1:06.805	1:11.389
5	13:57:18.099	2:19.490	1:07.243	1:12.247
6	13:59:39.388	2:21.289	1:07.820	1:13.469
7	14:01:58.645	2:19.257	1:07.090	1:12.167
8	14:04:17.059	2:18.414	1:07.102	<b>1:11.312</b>
9	14:06:36.487	2:19.428	1:07.206	1:12.222
10	14:08:55.737	2:19.250	<b>1:06.766</b>	1:12.484
11	14:11:15.945	2:20.208	1:07.836	1:12.372

Lap	Time of Day	Lap Tm	S1	S2
<b>(50) Luiz Souza Bezerra</b>				
1	13:48:02.798	2:21.462	1:07.469	1:13.993
2	13:50:22.123	2:19.325	1:06.907	1:12.418
3	13:52:41.989	2:19.866	1:07.199	1:12.667
4	13:55:00.691	2:18.702	1:06.675	1:12.027
5	13:57:19.119	2:18.428	1:06.365	1:12.063
6	13:59:40.382	2:21.263	1:06.987	1:14.276
7	14:01:59.632	2:19.250	1:06.321	1:12.929
8	14:04:20.170	2:20.538	1:08.288	1:12.250
9	14:06:38.825	2:18.655	<b>1:06.123</b>	1:12.532
10	14:09:00.410	2:21.585	1:08.348	1:13.237
11	14:11:18.786	<b>2:18.376</b>	1:06.911	<b>1:11.465</b>

Lap	Time of Day	Lap Tm	S1	S2
<b>(333) André Bordokan</b>				
1	13:48:08.816	2:24.760	1:10.467	1:14.293
2	13:50:32.757	2:23.941	1:10.319	1:13.622
3	13:52:53.161	2:20.404	1:08.697	1:11.707
4	13:55:15.226	2:22.065	1:08.199	1:13.866
5	13:57:34.954	2:19.728	1:07.332	1:12.396
6	13:59:54.305	2:19.351	1:07.458	1:11.893
7	14:02:14.608	2:20.303	1:09.106	<b>1:11.197</b>
8	14:04:32.989	<b>2:18.381</b>	1:07.143	1:11.238
9	14:06:52.938	2:19.949	<b>1:06.771</b>	1:13.178
p10	14:09:24.743	2:31.805	1:07.000	

Lap	Time of Day	Lap Tm	S1	S2
<b>(32) José Roberto Saraiva</b>				
1	13:47:51.102	2:24.291	1:10.711	1:13.580
2	13:50:11.845	2:20.743	1:07.098	1:13.645
3	13:52:32.009	2:20.164	1:08.109	1:12.055
4	13:54:50.526	<b>2:18.517</b>	1:06.718	<b>1:11.799</b>
5	13:57:09.657	2:19.131	<b>1:06.018</b>	1:13.113
6	13:59:29.289	2:19.632	1:07.571	1:12.061
7	14:02:40.379	3:11.090	1:56.666	1:14.424
8	14:05:00.130	2:19.751	1:07.136	1:12.615
9	14:07:19.789	2:19.659	1:06.522	1:13.137
p10	14:10:00.404	2:40.615	1:17.431	

Lap	Time of Day	Lap Tm	S1	S2
<b>(27) Emerson Maçal</b>				
1	13:50:14.505	2:23.403	1:10.266	1:13.137
2	13:52:36.414	2:21.909	1:09.080	1:12.829
3	13:55:07.450	2:31.036	1:19.006	1:12.030
4	13:57:26.631	2:19.181	1:08.434	<b>1:10.747</b>
5	13:59:45.424	<b>2:18.793</b>	1:07.834	1:10.959
6	14:02:04.355	2:18.931	<b>1:07.544</b>	1:11.387
p7	14:04:34.973	2:30.618	1:08.454	

Lap	Time of Day	Lap Tm	S1	S2
<b>(41) Angelo Matos Vieira</b>				
1	13:48:01.310	2:24.362	1:10.074	1:14.288
2	13:50:22.113	2:20.803	1:07.459	1:13.344
3	13:52:41.970	2:19.857	1:06.800	1:13.057
4	13:55:04.205	2:22.235	1:06.845	1:15.390
5	13:57:24.342	2:20.137	1:06.929	1:13.208
6	13:59:43.195	<b>2:18.853</b>	<b>1:06.304</b>	1:12.549
p7	14:02:10.248	2:27.053	1:06.500	
8	14:06:02.292	3:52.044		1:13.994
9	14:08:22.637	2:20.345	1:07.945	1:12.400
10	14:10:42.651	2:20.014	1:07.679	<b>1:12.335</b>

Lap	Time of Day	Lap Tm	S1	S2
<b>(69) Rafael Pinheiro</b>				
1	13:48:20.593	2:28.413	1:12.809	1:15.604
2	13:50:41.243	2:20.650	1:08.684	<b>1:11.966</b>
3	13:53:00.101	<b>2:18.858</b>	<b>1:05.752</b>	1:13.106
4	13:55:19.803	2:19.702	1:06.921	1:12.781
5	13:57:40.262	2:20.459	1:06.249	1:14.210
6	14:00:00.493	2:20.231	1:07.301	1:12.930
p7	14:02:33.103	2:32.610	1:06.245	

Lap	Time of Day	Lap Tm	S1	S2
<b>(16) Guilherme Pisani</b>				
1	13:48:41.933	2:27.151	1:10.940	1:16.211
2	13:51:04.434	2:22.501	1:08.763	1:13.738
3	13:53:27.663	2:23.229	1:09.200	1:14.029
4	13:55:48.565	2:20.902	1:07.768	1:13.134
5	13:58:11.056	2:22.491	1:07.747	1:14.744
6	14:00:52.651	2:41.595	1:10.085	1:31.510
7	14:03:11.960	<b>2:19.309</b>	<b>1:06.849</b>	<b>1:12.460</b>
p8	14:05:59.003	2:47.043	1:11.248	

Lap	Time of Day	Lap Tm	S1	S2
<b>(51) Rômulo Yoshida</b>				
1	13:48:24.119	2:32.813	1:16.232	1:16.581
2	13:50:48.174	2:24.055	1:10.031	1:14.024
3	13:53:09.623	2:21.449	1:08.280	1:13.169
4	13:55:30.554	2:20.931	1:08.149	1:12.782
5	13:57:50.740	<b>2:20.186</b>	<b>1:07.536</b>	<b>1:12.650</b>
6	14:00:11.689	2:20.949	1:08.003	1:12.946
7	14:02:32.691	2:21.002	1:08.022	1:12.980
8	14:04:54.658	2:21.967	1:07.616	1:14.351
9	14:07:18.952	2:24.294	1:08.400	1:15.894
10	14:09:40.480	2:21.528	1:08.100	1:13.428
11	14:12:01.971	2:21.491	1:07.978	1:13.513

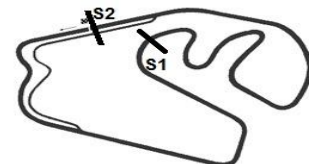
Lap	Time of Day	Lap Tm	S1	S2
<b>(28) Wagner Nascimento Filho</b>				





# 3ª ETAPA SUPERBIKE SERIES BRASIL - 2013

## 31 de maio, 01 e 02 de junho - Interlagos - SP



### SUPERBIKE SERIES BRASIL 3ª ETAPA 2013

Copa Ninja 250R/300R - KAWASAKI

AUT J CARLOS PACE - INTERLAGOS 4,309 Km

2o TREINO LIVRE - NINJA 250R/300R

31/05/2013 13:30

Practice (30:00 Time) started at 13:42:44

Lap	Time of Day	Lap Tm	S1	S2
1	13:50:48.106	2:28.782	1:12.212	1:16.570
2	13:53:13.346	2:25.240	1:10.045	1:15.195
3	13:55:35.037	2:21.691	1:08.273	1:13.418
4	13:57:55.264	<b>2:20.227</b>	<b>1:06.835</b>	1:13.392
p5	14:00:32.266	2:37.002	1:08.002	
6	14:06:43.012	6:10.746		1:19.029
7	14:09:04.961	2:21.949	1:07.403	1:14.546
8	14:11:25.373	2:20.412	1:07.186	<b>1:13.226</b>

(49) Fernando Xavier

1	13:47:39.207	2:24.380	1:10.228	1:14.152
2	13:50:00.379	2:21.172	1:08.055	1:13.117
3	13:52:24.871	2:24.492	1:09.181	1:15.311
4	13:54:46.033	<b>2:21.162</b>	1:08.370	<b>1:12.792</b>
5	13:57:10.204	2:24.171	1:08.031	1:16.140
6	13:59:33.760	2:23.556	1:10.180	1:13.376
p7	14:02:20.165	2:46.405	<b>1:07.760</b>	

(11) Fabio Maranhão

1	13:47:46.099	2:26.935	1:11.775	1:15.160
2	13:50:10.668	2:24.569	1:10.645	1:13.924
3	13:52:34.534	2:23.866	1:10.373	1:13.493
4	13:55:15.260	2:40.726	1:26.163	1:14.563
5	13:57:39.279	2:24.019	1:10.152	1:13.867
6	14:00:04.645	2:25.366	1:11.712	1:13.654
7	14:02:27.621	2:22.976	1:09.725	<b>1:13.251</b>
8	14:04:50.551	<b>2:22.930</b>	<b>1:09.610</b>	1:13.320
9	14:07:16.206	2:25.655	1:12.237	1:13.418
p10	14:09:48.438	2:32.232	1:12.607	

(822) Niko Ramos

1	13:48:49.821	2:43.931	1:22.903	1:21.028
2	13:51:30.866	2:41.045	1:19.380	1:21.665
3	13:54:06.465	2:35.599	1:15.777	1:19.822
4	13:56:40.064	2:33.599	1:14.795	1:18.804
5	13:59:10.674	2:30.610	1:12.796	1:17.814
6	14:01:39.467	2:28.793	1:12.270	1:16.523
7	14:04:09.091	2:29.624	1:12.536	1:17.088
8	14:06:38.460	2:29.369	1:12.344	1:17.025
9	14:09:06.568	2:28.108	<b>1:08.230</b>	1:19.878
10	14:11:29.504	<b>2:22.936</b>	1:08.849	<b>1:14.087</b>

(1) Vinicius Magalhães

1	13:50:27.595	2:28.710	1:11.893	1:16.817
2	13:52:52.281	2:24.686	1:09.749	<b>1:14.937</b>
p3	13:55:24.824	2:32.543	1:09.816	
4	14:01:59.325	6:34.501		1:15.855
5	14:04:25.970	2:26.645	1:09.375	1:17.270
6	14:06:52.194	2:26.224	1:09.490	1:16.734
7	14:09:17.035	2:24.841	<b>1:08.665</b>	1:16.176
8	14:11:41.005	<b>2:23.970</b>	1:08.686	1:15.284

(34) Carlos Bento

1	13:48:03.924	2:29.780	1:13.436	1:16.344
2	13:50:35.850	2:31.926	1:14.655	1:17.271
3	13:53:10.354	2:34.504	1:14.508	1:19.996
4	13:55:43.248	2:32.894	1:13.670	1:19.224
5	13:58:28.013	2:44.765	1:24.371	1:20.394
6	14:01:02.194	2:34.181	1:15.792	1:18.389
7	14:03:35.676	2:33.482	1:13.921	1:19.561
8	14:06:01.529	2:25.853	1:11.360	1:14.493
9	14:08:40.331	2:38.802	1:22.515	1:16.287
10	14:11:04.726	<b>2:24.395</b>	<b>1:10.408</b>	<b>1:13.987</b>

(76) Rafael Ferreira

1	13:48:30.994	2:33.807	1:13.666	1:20.141
---	--------------	----------	----------	----------

Lap	Time of Day	Lap Tm	S1	S2
2	13:51:03.002	2:32.008	1:12.906	1:19.102
3	13:53:33.950	2:30.948	1:12.317	1:18.631
4	13:56:04.621	2:30.671	1:11.860	1:18.811
5	13:58:33.158	2:28.537	1:11.423	1:17.114
6	14:01:01.377	2:28.219	1:11.217	1:17.002
7	14:03:29.679	2:28.302	1:11.399	1:16.903
8	14:05:55.573	<b>2:25.894</b>	<b>1:09.123</b>	<b>1:16.771</b>
9	14:08:27.082	2:31.509	1:09.446	1:22.063
10	14:10:58.038	2:30.956	1:10.482	1:20.474

(26) Fernando Nascar

1	13:48:46.636	2:38.911	1:17.708	1:21.203
2	13:51:24.391	2:37.755	1:16.279	1:21.476
3	13:54:00.710	2:36.319	1:16.142	1:20.177
4	13:56:35.718	2:35.008	1:15.132	1:19.876
p5	13:59:21.568	2:45.850	1:15.138	
6	14:04:26.939	5:05.371		1:27.408
7	14:07:00.287	<b>2:33.348</b>	<b>1:14.068</b>	<b>1:19.280</b>
8	14:09:34.819	2:34.532	1:14.362	1:20.170
9	14:12:15.599	2:40.780	1:21.356	1:19.424

(71) José Proença

1	13:48:44.960	2:50.639	1:25.584	1:25.055
2	13:51:30.861	2:45.901	1:22.190	1:23.711
p3	13:54:28.065	2:57.204	1:19.579	
4	13:57:39.404	3:11.339		1:20.806
5	14:00:22.373	2:42.969	1:21.901	1:21.068
6	14:03:02.179	2:39.806	1:18.358	1:21.448
7	14:05:42.942	2:40.763	1:19.112	1:21.651
8	14:08:20.662	2:37.720	1:17.303	<b>1:20.417</b>
9	14:10:57.723	<b>2:37.061</b>	<b>1:16.629</b>	1:20.432

(55) Edinho Monteiro

1	13:49:28.847	2:57.535	1:26.675	1:30.860
2	13:52:26.594	2:57.747	1:26.229	1:31.518
3	13:55:23.624	2:57.030	1:28.681	1:28.349
4	13:58:12.193	2:48.569	1:23.471	1:25.098
5	14:00:56.559	2:44.366	1:21.038	<b>1:23.328</b>
6	14:03:42.768	2:46.209	1:22.722	1:23.487
7	14:06:24.318	<b>2:41.550</b>	1:18.068	1:23.482
p8	14:09:16.960	2:52.642	<b>1:17.111</b>	

CRONOMETRAGEM

DIRETOR DE PROVA

COMISSARIOS

Orbits

www.cronoelo.com.br



CRONOELO  
CRONOMETRAGEM

RESULTADO SUJEITO A VERIFICAÇÕES TÉCNICAS E OU DESPORTIVAS

Printed: 31/05/2013 14:13:04