

## VELOCIDADE NO ASFALTO 2013

MARCAS

AUTODROMO ZILMAR BEUX CASCAVEL 3,058 km

3o TREINO LIVRE - MARCAS

20/09/2013 15:55

Practice (30:00 Time) started at 16:05:06

Lap	Lap Tm	S1	S2	S3
<b>(370) LUIZ F. PIELAK</b>				
1	1:19.192	19.084	44.025	16.083
2	1:18.784	18.773	43.802	16.209
3	1:18.484	<b>18.694</b>	43.636	16.154
4	1:18.470	18.850	43.607	16.013
5	1:18.474	18.782	43.768	15.924
6	4:51.954	18.785	44.658	<b>15.871</b>
7	<b>1:18.370</b>	18.789	<b>43.598</b>	15.983
8	1:19.062	18.740	44.292	16.030
9	1:18.830	18.919	43.794	16.117
10	1:19.004	18.877	44.120	16.007
11	1:20.596	18.874	43.700	18.022

Lap	Lap Tm	S1	S2	S3
<b>(33) GUSTAVO MAGNABOSCO</b>				
1	1:19.519	18.876	44.512	16.131
2	1:19.249	18.740	44.387	16.122
3	1:19.065	18.743	44.258	16.064
4	1:19.114	18.772	44.076	16.266
5	1:19.361	18.843	44.327	16.191
6	1:19.303	18.865	44.192	16.246
7	1:19.593	18.935	44.493	16.165
8	1:42.797	19.267	1:01.855	21.675
9	1:32.603	23.223	53.264	16.116
10	1:19.345	18.759	44.330	16.256
11	1:19.194	18.870	44.230	16.094
12	1:19.999	18.853	44.904	16.242
13	1:19.634	18.918	44.590	16.126
14	1:19.523	18.920	44.433	16.170
15	4:49.486	21.588	44.827	16.054
16	1:25.824	19.414	50.369	<b>16.041</b>
17	1:19.010	18.610	44.204	16.196
18	<b>1:18.661</b>	<b>18.601</b>	<b>43.997</b>	16.063
19	1:19.416	18.824	44.084	16.508

Lap	Lap Tm	S1	S2	S3
<b>(127) NATAN SPERAFICO</b>				
1	1:20.565	20.240	43.898	16.427
2	1:19.230	18.888	43.914	16.428
3	1:19.385	19.055	44.058	16.272
4	10:35.961	18.835	44.641	16.169
5	1:19.549	18.927	44.562	16.060
6	1:19.199	19.130	44.000	16.069
7	1:21.736	18.860	46.687	16.189
8	1:19.637	18.914	44.670	<b>16.053</b>
9	1:18.971	18.969	43.929	16.073
10	6:19.234	<b>18.641</b>	44.913	16.183
11	<b>1:18.801</b>	18.872	<b>43.463</b>	16.466

Lap	Lap Tm	S1	S2	S3
<b>(96) THIAGO KLEIN</b>				
1	1:19.670	18.999	44.176	16.495
2	1:20.956	18.963	45.461	16.532
3	<b>1:19.105</b>	18.754	44.158	16.193
4	1:19.126	18.792	44.143	16.191
5	1:19.220	18.871	<b>44.087</b>	16.262
6	1:19.322	18.758	44.244	16.320
7	1:19.239	<b>18.750</b>	44.369	<b>16.120</b>
8	1:20.062	18.909	44.867	16.286
9	1:19.991	19.284	44.505	16.202
10	1:19.832	18.845	44.704	16.283

Lap	Lap Tm	S1	S2	S3
<b>(72) DAVI DAL PIZZOL</b>				
1	1:20.420	19.961	44.123	<b>16.336</b>
2	<b>1:19.105</b>	18.958	<b>43.759</b>	16.388
3	1:19.706	19.125	44.145	16.436
4	1:20.270	<b>18.942</b>	44.824	16.504
5	1:19.358	18.963	43.960	16.435

Lap	Lap Tm	S1	S2	S3
<b>(0) LEANDRO ZANDONA</b>				
1	1:20.170	19.664	44.125	16.381
2	9:45.893	19.034	44.454	16.113
3	<b>1:19.230</b>	18.927	<b>44.080</b>	16.223
4	9:00.520	18.923	45.677	16.245
5	3:46.906	<b>18.852</b>	44.601	16.185
6	1:19.966	19.018	44.512	16.436
7	1:20.250	19.512	44.629	<b>16.109</b>

Lap	Lap Tm	S1	S2	S3
<b>(122) YUKIO DUZANOWSKI</b>				
1	1:20.912	19.410	44.874	16.628
2	1:20.054	19.236	44.367	16.451
3	1:20.179	19.064	44.312	16.803
4	1:20.104	19.144	44.464	16.496
5	1:20.159	19.067	44.293	16.799
6	1:20.317	19.174	44.714	16.429
7	1:20.074	19.295	44.361	16.418
8	1:20.590	19.029	44.985	16.576
9	1:31.126	21.371	53.307	16.448
10	1:22.476	<b>18.797</b>	44.115	19.564
11	1:22.457	21.412	44.625	16.420
12	4:23.055	19.081	48.121	16.678
13	1:19.877	19.030	44.295	16.552
14	1:19.515	18.985	44.067	16.463
15	1:19.418	18.914	44.157	<b>16.347</b>
16	1:19.525	18.913	44.240	16.372
17	1:19.635	19.055	44.212	16.368
18	1:19.935	19.082	44.214	16.639
19	<b>1:19.303</b>	18.961	<b>43.897</b>	16.445

Lap	Lap Tm	S1	S2	S3
<b>(126) EDUARDO SCHEER</b>				
1	1:27.591	22.265	48.456	16.870
2	1:20.112	19.214	44.475	16.423
3	1:21.066	19.141	45.018	16.907
4	1:19.959	19.109	44.205	16.645
5	1:19.606	19.162	<b>44.051</b>	16.393
6	4:42.959	19.066	54.163	16.777
7	<b>1:19.304</b>	<b>18.864</b>	44.154	<b>16.286</b>
8	1:19.435	18.880	44.186	16.369
9	1:21.303	18.993	44.316	17.994

Lap	Lap Tm	S1	S2	S3
<b>(2) JUNIOR CAUS</b>				
1	1:19.774	19.080	44.159	16.535
2	13:57.323	23.572	46.139	16.465
3	<b>1:19.304</b>	<b>19.036</b>	43.914	<b>16.354</b>
4	1:19.523	19.058	44.073	16.392
5	5:46.487	19.103	48.136	19.464
6	1:24.188	20.153	<b>43.819</b>	20.216

Lap	Lap Tm	S1	S2	S3
<b>(19) VALMOR EMILIO WEISS</b>				
1	1:28.411	22.426	48.305	17.680
2	1:25.839	21.304	46.932	17.603
3	1:23.608	20.502	46.054	17.052
4	1:21.137	20.118	44.600	16.419
5	1:20.580	19.684	44.588	16.308
6	1:20.674	19.184	45.110	16.380
7	1:19.803	18.974	44.575	<b>16.254</b>
8	7:17.294	19.000	46.430	16.255
9	1:19.701	19.013	44.268	16.420
10	1:19.422	19.043	<b>44.025</b>	16.354
11	1:19.838	19.019	44.351	16.468
12	1:19.450	19.039	44.091	16.320
13	1:28.129	19.124	48.237	20.768
14	1:20.644	19.133	45.253	16.258
15	1:19.893	18.893	44.306	16.694

CRONOMETRAGEM

DIRETOR DE PROVA

COMISSARIOS

Orbits

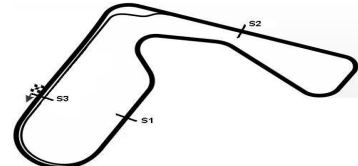
www.cronoelo.com.br



**CRONOELO**  
CRONOMETRAGEM

RESULTADO SUJEITO A VERIFICAÇÕES TÉCNICAS E OU DEPORTIVAS

Printed: 20/09/2013 16:38:05



# VELOCIDADE NO ASFALTO 2013

MARCAS

AUTODROMO ZILMAR BEUX CASCAVEL 3,058 km

3o TREINO LIVRE - MARCAS

20/09/2013 15:55

Practice (30:00 Time) started at 16:05:06

Lap	Lap Tm	S1	S2	S3
16	1:19.414	18.953	44.128	16.333
17	<b>1:19.332</b>	<b>18.874</b>	44.115	16.343

Lap	Lap Tm	S1	S2	S3
5	1:19.957	19.306	44.387	16.264
6	5:37.305	19.532	45.115	16.241
7	1:20.157	19.078	44.698	16.381
8	3:34.107	19.421	46.253	16.327
9	1:23.960	22.256	45.253	16.451
10	1:24.503	21.539	46.422	16.542
11	1:20.164	19.209	44.493	16.462
12	1:24.319	20.767	47.000	16.552
13	1:19.925	19.085	44.404	16.436
14	1:19.785	18.997	<b>44.354</b>	16.434
15	1:19.974	18.998	44.548	16.428
16	<b>1:19.607</b>	<b>18.982</b>	44.397	16.228

(87) JORGE LUIS MARTELLI

1	1:20.945	19.756	44.859	16.330
2	1:19.766	19.042	44.384	16.340
3	1:19.955	19.108	44.589	<b>16.258</b>
4	<b>1:19.450</b>	<b>18.850</b>	<b>44.148</b>	16.452
5	1:20.534	<b>18.829</b>	45.007	16.698
6	1:19.990	18.995	44.195	16.800
7	1:19.937	19.056	44.246	16.635
8	4:44.678	19.299	45.497	16.634
9	1:20.065	19.135	44.517	16.413
10	1:20.283	19.081	44.594	16.608
11	1:20.351	19.170	44.767	16.414
12	1:19.829	18.878	44.570	16.381
13	1:20.219	19.145	44.635	16.439
14	1:20.425	19.374	44.478	16.573
15	1:20.424	19.118	44.918	16.388
16	1:20.209	19.112	44.553	16.544
17	1:20.237	19.426	44.401	16.410
18	1:20.287	19.204	44.696	16.387
19	1:20.010	19.194	44.466	16.350

(17) MICHEL GIUSTI

1	1:20.140	19.236	44.427	16.477
2	1:19.899	19.302	44.281	<b>16.316</b>
3	1:20.050	19.464	<b>44.168</b>	16.418
4	1:21.955	19.272	45.926	16.757
5	1:20.263	19.150	44.540	16.573
6	4:43.194	19.092	57.380	16.553
7	1:20.169	19.120	44.590	16.459
8	1:20.301	19.181	44.659	16.461
9	1:20.784	19.342	45.002	16.440
10	1:19.927	19.109	44.353	16.465
11	1:20.555	19.462	44.651	16.442
12	1:20.172	19.080	44.604	16.488
13	1:20.069	19.139	44.459	16.471
14	1:33.952	19.066	50.575	24.311
15	1:44.822	25.428	1:02.932	16.462
16	<b>1:19.869</b>	<b>18.959</b>	44.174	16.736

(169) RUSLAN/ANDREI CARTA

1	1:20.048	19.088	44.642	16.318
2	1:27.699	19.591	51.572	16.536
3	1:20.333	19.281	44.681	16.371
4	4:05.957	18.987	44.958	16.310
5	1:20.175	19.019	44.815	16.341
6	<b>1:19.479</b>	<b>18.825</b>	<b>44.295</b>	16.359
7	1:19.650	18.892	44.478	16.280
8	1:19.710	18.911	44.552	<b>16.247</b>
9	1:23.214	18.931	44.839	19.444
10	6:26.121	22.405	53.901	16.587
11	1:20.191	19.205	44.487	16.499
12	5:41.435	45.826	45.635	16.437

(166) L.FILGUEIRAS/R.MORENO

1	4:09.301	19.064	47.070	16.849
2	1:20.490	19.409	44.793	16.288
3	1:20.081	19.041	44.775	16.265
4	1:19.998	19.053	<b>44.522</b>	16.423
5	1:20.322	18.918	44.878	16.526
6	1:20.957	19.480	45.150	16.327
7	1:20.099	19.163	44.638	16.298
8	1:19.949	<b>18.898</b>	44.775	16.276
9	1:20.317	19.150	44.884	16.283
10	1:20.900	19.030	45.048	16.822
11	1:20.582	19.115	45.078	16.389
12	1:20.476	19.206	44.793	16.477
13	1:21.803	19.187	46.002	16.614
14	1:20.302	19.191	44.832	16.279
15	1:20.454	19.109	45.115	16.230
16	<b>1:19.938</b>	19.114	44.613	<b>16.211</b>
17	1:20.090	19.048	44.695	16.347
18	1:20.336	19.149	44.718	16.469
19	1:20.606	19.307	45.014	16.285
20	1:20.416	19.298	44.840	16.278

(8) WANDERLEI BERLANDA JR

1	1:26.385	22.469	47.615	16.301
2	1:21.018	19.806	44.846	16.366
3	1:19.990	19.294	44.361	16.335
4	1:19.592	19.093	<b>44.245</b>	16.254
5	1:20.715	18.874	45.387	16.454
6	1:19.830	18.982	44.577	16.271
7	1:19.879	19.035	44.430	16.414
8	1:19.823	19.085	44.485	16.253
9	1:19.622	18.905	44.405	16.312
10	1:20.010	18.945	44.648	16.417
11	1:28.586	20.859	51.125	16.602
12	1:20.120	19.099	44.557	16.464
13	1:20.257	19.136	44.833	16.288
14	1:20.070	19.189	44.584	16.297
15	1:19.867	19.226	44.464	<b>16.177</b>
16	1:20.618	18.993	45.087	16.538
17	1:19.984	19.110	44.676	16.198
18	1:19.603	18.878	44.473	16.252
19	<b>1:19.578</b>	19.076	44.300	16.202
20	1:20.153	19.139	44.807	16.207
21	1:20.075	<b>18.804</b>	44.778	16.493

(209) TONINHO ESPOLADOR

1	1:21.900	19.993	45.245	16.662
2	1:21.072	19.409	45.280	<b>16.383</b>
3	<b>1:19.966</b>	<b>19.064</b>	<b>44.422</b>	16.480
4	1:23.146	19.447	47.258	16.441
5	1:20.523	19.335	44.733	16.455
6	1:20.518	19.205	44.828	16.485
7	1:20.589	19.234	44.931	16.424
8	1:20.526	19.241	44.882	16.403
9	1:20.089	19.164	44.464	16.461
10	5:07.790	19.703	46.645	16.578
11	1:20.319	19.199	44.618	16.502
12	1:25.812	19.692	49.671	16.449

(80) I.BIBERG/E.DIESEL

1	1:20.357	19.684	44.427	16.246
2	1:20.033	19.163	44.433	16.437
3	1:19.956	19.315	44.497	<b>16.144</b>
4	1:20.298	19.282	44.636	16.380

CRONOMETRAGEM

DIRETOR DE PROVA

COMISSARIOS

Orbits

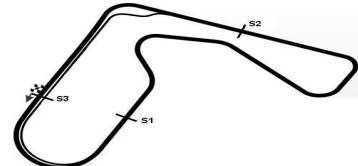
www.cronoelo.com.br



**CRONOELO**  
CRONOMETRAGEM

RESULTADO SUJEITO A VERIFICAÇÕES TÉCNICAS E OU DEPORTIVAS

Printed: 20/09/2013 16:38:05



## VELOCIDADE NO ASFALTO 2013

MARCAS

AUTODROMO ZILMAR BEUX CASCAVEL 3,058 km

3o TREINO LIVRE - MARCAS

20/09/2013 15:55

Practice (30:00 Time) started at 16:05:06

Lap	Lap Tm	S1	S2	S3
13	4:24.959	19.320	47.208	16.825
14	1:20.450	19.374	44.546	16.530
15	1:21.293	19.305	44.455	17.533
16	1:20.682	19.547	44.594	16.541

**(133) MARCELO CANCELLI**

Lap	Lap Tm	S1	S2	S3
1	1:21.304	19.805	44.805	16.694
2	1:20.672	19.304	44.757	16.611
3	1:20.946	19.409	44.800	16.737
4	1:20.696	19.430	44.598	16.668
5	1:20.516	19.415	44.439	16.662
6	1:20.563	19.264	44.556	16.743
7	4:42.733	19.252	45.008	<b>16.552</b>
8	1:20.880	19.432	44.571	16.877
9	1:21.787	19.504	45.656	16.627
10	4:33.017	19.250	58.304	17.536
11	1:28.798	19.507	52.665	16.626
12	<b>1:19.976</b>	19.177	<b>44.173</b>	16.626
13	1:20.696	19.454	44.512	16.730
14	1:21.050	19.224	44.941	16.885
15	1:24.650	20.202	47.833	16.615
16	1:20.695	<b>19.084</b>	45.010	16.601

**(22) WANDERLEI FAUST**

Lap	Lap Tm	S1	S2	S3
1	1:21.090	19.680	44.974	16.436
2	3:52.391	19.316	48.640	16.504
3	1:20.046	19.288	<b>44.468</b>	16.290
4	1:20.289	19.313	44.586	16.390
5	1:20.805	19.492	44.847	16.466
6	1:21.639	19.440	45.672	16.527
7	4:57.049	19.389	46.323	16.620
8	1:20.489	19.470	44.592	16.427
9	1:20.537	19.403	44.744	16.390
10	1:20.489	19.437	44.684	16.368
11	1:20.366	<b>19.171</b>	44.851	16.344
12	1:20.509	19.229	44.867	16.413
13	5:43.719	19.255	46.595	16.360
14	<b>1:20.022</b>	19.176	44.565	<b>16.281</b>

**(210) G.WEIGERT/A.SERMANN**

Lap	Lap Tm	S1	S2	S3
1	1:21.481	19.728	44.955	16.798
2	1:21.053	19.336	44.631	17.086
3	1:21.342	20.464	<b>44.360</b>	16.518
4	1:20.131	19.222	44.417	16.492
5	1:20.419	19.270	44.375	16.774
6	1:21.896	20.099	44.746	17.051
7	1:21.571	20.554	44.420	16.597
8	1:20.588	19.271	44.823	16.494
9	1:20.415	19.348	44.494	16.573
10	1:20.509	19.396	44.631	16.482
11	1:20.550	19.290	44.723	16.537
12	1:20.394	19.357	44.570	16.467
13	<b>1:20.048</b>	19.174	44.493	<b>16.381</b>
14	1:20.398	<b>19.148</b>	44.687	16.563
15	1:20.678	19.317	44.894	16.467

**(200) CLAUDIO SIMÃO**

Lap	Lap Tm	S1	S2	S3
1	1:21.241	19.524	45.258	16.459
2	1:20.385	19.176	44.711	16.498
3	1:20.284	19.144	44.592	16.548
4	1:21.092	19.567	44.851	16.674
5	1:20.584	19.233	44.822	16.529
6	1:20.148	19.080	44.643	16.425
7	1:20.124	<b>18.917</b>	44.834	<b>16.373</b>
8	1:20.659	19.137	44.919	16.603
9	1:20.189	18.965	44.708	16.516

Lap	Lap Tm	S1	S2	S3
10	1:20.333	19.153	44.679	16.501
11	6:17.132	19.164	46.203	16.531
12	1:20.686	19.050	45.106	16.530
13	1:20.434	19.046	44.954	16.434
14	1:20.244	19.111	44.720	16.413
15	<b>1:20.115</b>	19.030	<b>44.546</b>	16.539
16	1:20.298	19.140	44.616	16.542
17	1:20.341	19.178	44.613	16.550
18	1:20.338	19.280	44.579	16.479

**(105) THIAGO OLIVEIRA**

Lap	Lap Tm	S1	S2	S3
1	1:20.800	19.423	44.828	16.549
2	1:20.676	19.240	44.848	16.588
3	4:48.598	19.588	51.764	18.638
4	1:20.690	19.388	<b>44.644</b>	16.658
5	1:20.900	19.210	45.002	16.688
6	1:20.403	19.296	44.694	<b>16.413</b>
7	7:15.684	19.172	54.959	23.805
8	1:24.899	22.704	45.396	16.799
9	5:07.827	19.373	46.481	16.545
10	1:20.834	19.149	44.821	16.864
11	1:20.666	19.278	44.834	16.554
12	<b>1:20.376</b>	<b>19.013</b>	44.734	16.629

**(207) MARCOS RAMOS**

Lap	Lap Tm	S1	S2	S3
1	<b>1:20.480</b>	19.370	<b>44.321</b>	16.789

**(199) E.ALVES/R.BASTOS**

Lap	Lap Tm	S1	S2	S3
1	1:24.797	19.862	47.408	17.527
2	1:23.059	20.103	45.694	17.262
3	1:21.419	19.739	44.512	17.168
4	1:22.105	19.923	44.872	17.310
5	3:47.362	20.356	46.855	16.926
6	1:21.407	20.065	44.384	16.958
7	1:21.619	20.026	44.442	17.151
8	1:22.076	20.307	44.548	17.221
9	1:25.501	19.970	47.714	17.817
10	4:07.067	20.081	46.947	16.485
11	<b>1:20.615</b>	<b>19.565</b>	44.196	16.854
12	1:20.664	19.668	<b>44.100</b>	16.896
13	1:21.381	19.590	44.796	16.995
14	1:22.805	20.187	44.939	17.679
15	4:22.592	20.428	45.494	<b>16.415</b>

**(55) ESTAVEM . NETTO**

Lap	Lap Tm	S1	S2	S3
1	1:21.375	19.938	44.704	16.733
2	1:20.894	19.514	<b>44.604</b>	16.776
3	1:20.886	19.454	44.860	<b>16.572</b>
4	<b>1:20.809</b>	<b>19.393</b>	44.726	16.690

**(227) CELSO MANCIA**

Lap	Lap Tm	S1	S2	S3
1	1:21.783	19.530	45.687	16.566
2	1:21.781	19.867	45.334	16.580
3	1:22.821	19.650	45.932	17.239
4	1:22.045	20.054	45.328	16.663
5	1:21.985	19.737	45.465	16.783
6	1:22.395	19.944	45.882	16.569
7	1:22.186	19.858	45.773	16.555
8	1:22.296	19.733	45.999	16.564
9	1:21.550	19.744	45.340	16.466
10	<b>1:21.210</b>	<b>19.279</b>	45.318	16.613
11	1:22.600	19.630	46.371	16.599
12	1:22.454	19.996	45.945	16.513
13	1:21.682	19.656	45.377	16.649
14	1:22.063	19.686	45.732	16.645
15	1:21.953	19.681	45.599	16.673

CRONOMETRAGEM

DIRETOR DE PROVA

COMISSARIOS

Orbits

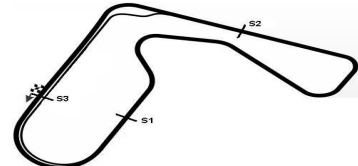
www.cronoelo.com.br

RESULTADO SUJEITO A VERIFICAÇÕES TÉCNICAS E OU DEPORTIVAS

Printed: 20/09/2013 16:38:05



**CRONOELO**  
CRONOMETRAGEM



## VELOCIDADE NO ASFALTO 2013

MARCAS

AUTODROMO ZILMAR BEUX CASCAVEL 3,058 km

3o TREINO LIVRE - MARCAS

20/09/2013 15:55

Practice (30:00 Time) started at 16:05:06

Lap	Lap Tm	S1	S2	S3
16	1:21.520	19.575	45.513	<b>16.432</b>
17	1:21.601	19.744	45.391	16.466
18	1:21.743	19.573	45.464	16.706
19	1:22.189	19.731	45.383	17.075
20	1:22.184	19.875	45.365	16.944
21	1:21.380	19.325	<b>44.878</b>	17.177

Lap	Lap Tm	S1	S2	S3
-----	--------	----	----	----

(7) JAIR PEASSON

1	1:22.974	20.689	45.663	16.622
2	1:22.127	<b>19.304</b>	46.240	<b>16.583</b>
3	<b>1:21.483</b>	19.406	45.418	16.659
4	1:22.499	19.524	<b>44.934</b>	18.041

(121) R.RINHEL/J.SALVARO

1	1:23.213	20.512	45.978	16.723
2	1:22.948	19.953	46.256	16.739
3	1:38.056	<b>19.794</b>	1:01.391	16.871
4	1:23.098	20.800	45.603	16.695
5	1:23.814	19.933	45.924	17.957
6	1:23.114	20.596	45.830	16.688
7	1:22.400	19.990	45.797	16.613
8	<b>1:21.521</b>	19.802	45.206	<b>16.513</b>
9	1:22.489	19.821	45.786	16.882
10	1:21.695	19.953	<b>45.135</b>	16.607

(145) LEANDRO/ERICK BISCAIA

1	1:22.314	20.063	45.328	16.923
2	1:22.155	20.150	45.260	16.745
3	3:40.519	20.130	45.847	16.683
4	1:22.224	20.201	45.513	16.510
5	1:22.215	20.159	45.324	16.732
6	1:22.708	20.279	45.610	16.819
7	1:22.443	20.264	45.469	16.710
8	1:22.156	20.447	45.290	<b>16.419</b>
9	1:22.037	20.276	45.074	16.687
10	1:21.931	<b>19.867</b>	45.358	16.706
11	1:21.711	20.026	45.068	16.617
12	<b>1:21.548</b>	19.974	45.062	16.512
13	1:22.783	20.005	46.281	16.497
14	1:22.132	19.912	45.348	16.872
15	1:21.786	19.950	45.257	16.579
16	1:22.688	20.361	45.676	16.651
17	1:21.889	20.086	45.332	16.471
18	1:21.803	20.154	45.198	16.451

