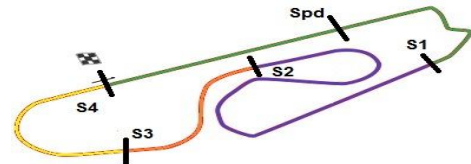


# HORARIO \_\_\_\_\_:\_\_\_\_\_

## 5a ETAPA



### VELOCIDADE NO ASFALTO 2013

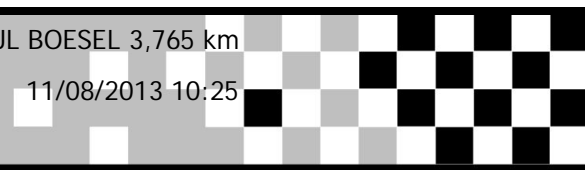
MARCAS

AUT INT RAUL BOESEL 3,765 km

1a. PROVA - MARCAS

11/08/2013 10:25

Race (30:00 and 2 Laps) started at 10:33:20



Lap	Lap Tm	S1	S2	S3	S4	SFSpd
<b>(33) GUSTAVO MAGNABOSCO</b>						
1	1:47.916	32.930	42.283	12.416	20.287	95,605
2	1:40.778	25.960	42.208	12.369	20.241	171,899
3	1:40.814	26.044	42.197	12.369	20.204	172,869
4	1:40.540	25.787	42.283	12.336	20.134	173,285
5	<b>1:40.471</b>	<b>25.753</b>	<b>42.138</b>	12.366	20.214	172,890
6	1:40.856	26.016	42.248	12.354	20.238	172,517
7	1:40.929	26.013	42.251	12.391	20.274	171,981
8	1:41.035	26.074	42.380	12.402	20.179	172,579
9	1:41.051	26.009	42.287	12.558	20.197	173,557
10	1:40.819	25.966	42.271	12.405	20.177	173,244
11	1:40.894	25.889	42.342	12.490	20.173	173,181
12	1:40.851	25.912	42.220	12.391	20.328	173,745
13	1:40.695	26.050	42.180	12.341	20.124	173,787
14	1:40.813	25.912	42.412	12.358	20.131	173,808
15	1:41.008	25.892	42.472	12.371	20.273	173,934
16	1:40.957	26.018	42.428	<b>12.311</b>	20.200	172,352
17	1:40.797	25.887	42.385	12.422	<b>20.103</b>	<b>174,397</b>
18	1:40.833	25.919	42.447	12.337	20.130	174,229
19	1:41.202	26.033	42.550	12.450	20.169	174,144
20	1:40.892	25.987	42.189	12.382	20.334	173,934

Lap	Lap Tm	S1	S2	S3	S4	SFSpd
<b>(72) DAVI DAL PIZZOL</b>						
1	1:46.056	31.125	42.419	12.560	19.952	127,750
2	1:41.504	26.785	42.330	12.502	<b>19.887</b>	178,971
3	1:40.592	25.824	42.081	12.646	20.041	179,395
4	1:41.071	25.890	42.108	12.871	20.202	180,995
5	1:40.918	26.030	42.250	12.626	20.012	180,406
6	1:40.303	25.713	<b>41.975</b>	12.518	20.097	176,427
7	1:40.375	25.534	42.052	12.616	20.173	177,515
8	1:40.834	25.603	42.389	12.649	20.193	179,127
9	1:41.408	26.501	42.050	12.734	20.123	180,610
10	1:41.728	26.203	42.706	12.754	20.065	180,587
11	1:41.386	26.600	42.170	12.542	20.074	179,686
12	1:41.962	26.643	42.810	12.486	20.023	<b>181,635</b>
13	1:41.159	26.695	42.014	12.490	19.960	180,361
14	1:40.823	25.617	42.709	12.502	19.995	177,932
15	1:42.221	26.965	42.676	<b>12.435</b>	20.145	180,338
16	1:41.408	26.423	42.293	12.587	20.105	177,756
17	1:41.201	26.118	42.294	12.744	20.045	178,240
18	<b>1:40.094</b>	<b>25.411</b>	42.072	12.652	19.959	178,372
19	1:41.884	25.538	42.249	13.873	20.224	180,316
20	1:41.816	26.605	42.028	12.646	20.537	180,023

Lap	Lap Tm	S1	S2	S3	S4	SFSpd
<b>(207) MARCOS RAMOS</b>						
1	1:45.988	30.619	42.203	12.822	20.344	118,685
2	1:40.562	25.767	<b>41.830</b>	12.810	20.155	180,542
3	1:40.684	25.523	42.023	12.924	20.214	181,658
4	1:40.815	25.532	42.213	12.880	20.190	182,117
5	<b>1:40.460</b>	<b>25.482</b>	41.975	12.834	20.169	182,117
6	1:42.052	25.842	42.668	13.287	20.255	182,140
7	1:40.697	25.793	41.927	12.763	20.214	180,270
8	1:41.745	26.080	42.584	12.950	20.131	181,612
9	1:41.058	25.959	42.135	<b>12.727</b>	20.237	<b>182,950</b>
10	1:41.268	25.843	42.351	12.769	20.305	179,888
11	1:41.340	25.619	42.440	12.892	20.389	179,753
12	1:41.500	25.803	42.542	12.826	20.329	179,574
13	1:40.891	25.798	42.070	12.851	20.172	180,723
14	1:41.359	26.077	42.287	12.768	20.227	181,246
15	1:41.285	25.801	42.262	12.887	20.335	181,497
16	1:41.797	25.926	42.395	13.119	20.357	181,041
17	1:41.042	25.744	42.172	12.843	20.283	181,132
18	1:41.234	25.747	42.479	12.914	<b>20.094</b>	180,791
19	1:41.487	25.695	42.629	12.864	20.299	180,135
20	1:42.386	26.251	42.644	12.883	20.608	179,820

Lap	Lap Tm	S1	S2	S3	S4	SFSpd
<b>(87) JORGE LUIS MARTELLI</b>						
1	1:45.436	29.634	42.884	12.583	20.335	137,654
2	1:42.085	26.288	42.546	12.886	20.365	176,926
3	1:41.111	26.093	<b>42.218</b>	12.517	20.283	174,187
4	1:40.919	25.819	42.450	12.473	20.177	174,187
5	1:40.947	25.901	42.445	12.456	<b>20.145</b>	174,588
6	1:40.781	25.790	42.317	<b>12.420</b>	20.254	175,417
7	1:41.138	26.114	42.285	12.503	20.236	175,996
8	<b>1:40.646</b>	<b>25.675</b>	42.220	12.439	20.312	176,687
9	1:44.181	26.674	44.913	12.433	20.161	175,481
10	1:40.912	25.701	42.457	12.474	20.280	175,760
11	1:41.232	25.951	42.388	12.560	20.333	175,781
12	1:41.824	26.709	42.395	12.474	20.246	174,503
13	1:41.499	26.494	42.293	12.473	20.239	<b>177,035</b>
14	1:42.323	26.477	42.386	13.007	20.453	176,104
15	1:42.040	26.616	42.456	12.533	20.435	176,298
16	1:41.412	26.030	42.492	12.459	20.431	173,808
17	1:41.364	26.029	42.547	12.530	20.258	173,850
18	1:41.556	26.042	42.685	12.532	20.297	173,431
19	1:41.610	26.168	42.531	12.556	20.355	172,994
20	1:41.218	25.927	42.370	12.536	20.385	173,390

Lap	Lap Tm	S1	S2	S3	S4	SFSpd
<b>(8) WANDERLEI BERLANDA JR</b>						
1	1:46.924	31.987	42.317	12.469	20.151	105,789
2	<b>1:40.611</b>	25.753	42.360	<b>12.407</b>	20.091	172,786
3	1:40.615	25.685	42.386	12.444	20.100	174,524
4	1:40.703	25.635	42.405	12.470	20.193	175,439
5	1:40.818	25.619	42.431	12.564	20.204	174,800
6	1:42.074	26.126	42.960	12.711	20.277	173,703
7	1:40.889	25.658	42.408	12.522	20.301	172,869
8	1:41.928	26.139	42.797	12.731	20.261	172,703
9	1:41.825	26.374	42.573	12.721	20.157	173,119
10	1:41.890	26.134	42.782	12.735	20.239	173,808
11	1:41.423	26.524	42.329	12.465	20.105	173,306
12	1:41.889	26.578	42.648	12.479	20.184	177,712
13	1:41.040	26.241	<b>42.219</b>	12.458	20.122	174,588
14	1:41.127	25.897	42.649	12.494	<b>20.087</b>	174,588
15	1:41.450	26.377	42.378	12.558	20.137	174,927
16	1:40.951	25.651	42.507	12.561	20.232	176,082
17	1:40.887	<b>25.603</b>	42.580	12.580	20.124	177,318
18	1:41.118	25.729	42.668	12.589	20.132	177,668
19	1:42.367	25.786	42.683	13.384	20.514	<b>178,483</b>
20	1:41.859	26.119	42.494	12.628	20.618	174,292

Lap	Lap Tm	S1	S2	S3	S4	SFSpd
<b>(19) VALMOR EMILIO WEISS</b>						
1	1:46.439	31.016	42.358	12.778	20.287	122,637
2	1:41.511	26.521	42.285	12.534	20.171	178,483
3	<b>1:40.285</b>	25.785	<b>41.972</b>	12.462	20.066	179,843
4	1:40.564	25.929	42.185	<b>12.410</b>	<b>20.040</b>	177,427
5	1:40.663	25.778	42.246	12.508	20.131	177,384
6	1:40.923	25.852	42.265	12.614	20.192	176,882
7	1:40.791	<b>25.757</b>	42.225	12.597	20.212	177,756
8	1:40.902	25.813	42.343	12.591	20.155	177,734
9	1:41.518	26.213	42.311	12.858	20.136	<b>180,973</b>
10	1:41.795	26.202	42.649	12.846	20.098	179,596
11	1:41.061	26.044	42.300	12.593	20.124	177,822
12	1:40.771	25.867	42.178	12.534	20.192	178,704
13	1:40.836	25.954	42.175	12.465	20.242	180,090
14	1:41.413	26.122	42.395	12.597	20.299	180,293
15	1:41.230	26.058	42.287	12.525	20.360	176,233
16	1:41.833	26.133	42.269	13.041	20.390	180,564
17	1:41.046	25.871	42.183	12.866	20.126	180,451
18	1:41.289	25.999	42.243	12.760	20.287	180,655
19	1:45.423	25.803	43.052	13.824	22.744	179,933
20	1:49.031	29.269	43.338	14.073	22.351	131,772

CRONOMETRAGEM

COMISSARIOS

DIRETOR DE PROVA

Orbits

www.cronoelo.com.br

RESULTADO SUJEITO A VERIFICAÇÕES TÉCNICAS E/OU DESPORTIVAS

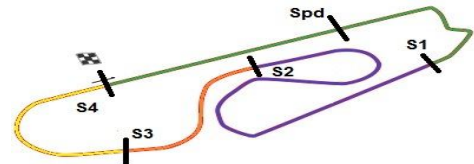
Printed: 11/08/2013 11:09:59



CRONOELO  
CRONOMETRAGEM

# HORARIO \_\_\_\_\_:\_\_\_\_\_

## 5a ETAPA



### VELOCIDADE NO ASFALTO 2013

MARCAS

AUT INT RAUL BOESEL 3,765 km

1a. PROVA - MARCAS

11/08/2013 10:25

Race (30:00 and 2 Laps) started at 10:33:20



Lap	Lap Tm	S1	S2	S3	S4	SFSpd
<b>(122) YUKIO DUZANOWSKI</b>						
1	1:50.048	33.508	43.330	12.877	20.333	106,470
2	1:43.693	27.722	42.971	12.594	20.406	172,476
3	1:42.091	26.408	42.785	12.594	20.304	<b>178,749</b>
4	1:43.159	26.958	43.062	12.945	20.194	177,712
5	1:43.323	26.557	42.742	13.412	20.612	177,668
6	1:42.722	26.738	42.664	12.717	20.603	173,724
7	1:41.601	26.051	42.561	12.591	20.398	177,471
8	1:41.275	25.651	42.715	12.648	20.261	173,181
9	1:41.344	25.911	42.495	12.561	20.377	172,807
10	1:41.406	26.129	42.525	<b>12.473</b>	20.279	173,369
11	1:42.314	26.191	43.271	12.555	20.297	173,139
12	1:41.255	25.827	42.565	12.569	20.294	174,229
13	<b>1:40.699</b>	25.665	42.341	12.547	<b>20.146</b>	174,123
14	1:40.982	25.775	42.455	12.540	20.212	173,119
15	1:41.180	25.757	42.467	12.555	20.401	174,208
16	1:40.969	25.759	<b>42.328</b>	12.549	20.333	173,934
17	1:40.923	<b>25.630</b>	42.510	12.617	20.166	175,076
18	1:41.344	25.813	42.757	12.552	20.222	173,976
19	1:40.958	25.717	42.495	12.568	20.178	173,327
20	1:41.322	25.734	42.528	12.648	20.412	174,039

Lap	Lap Tm	S1	S2	S3	S4	SFSpd
<b>(169) RUSLAN / Andrei CARTA</b>						
1	1:47.228	30.784	43.258	12.821	20.365	132,475
2	1:44.380	27.020	43.402	12.799	21.159	<b>176,600</b>
3	1:44.411	27.268	43.106	13.191	20.846	174,123
4	1:42.746	26.706	42.708	12.976	20.356	174,630
5	1:41.871	26.200	42.674	12.738	<b>20.259</b>	174,524
6	1:41.960	26.166	42.595	12.719	20.480	175,140
7	1:41.868	26.257	<b>42.569</b>	12.705	20.337	175,567
8	1:41.907	26.047	42.787	12.704	20.369	175,932
9	<b>1:41.524</b>	<b>25.887</b>	42.616	12.712	20.309	176,168
10	1:41.710	25.991	42.672	12.714	20.333	175,225
11	1:41.816	25.981	42.724	12.633	20.478	175,439
12	1:41.750	25.970	42.722	12.652	20.406	175,889
13	1:41.678	25.917	42.654	<b>12.587</b>	20.520	175,781
14	1:41.807	26.043	42.806	12.592	20.366	173,390
15	1:41.894	25.975	42.699	12.720	20.500	174,906
16	1:41.540	25.915	42.606	12.625	20.394	175,417
17	1:42.003	25.967	43.004	12.746	20.286	175,460
18	1:42.419	26.138	43.140	12.707	20.434	174,313
19	1:42.573	26.174	43.141	12.713	20.545	174,187
20	1:42.583	26.101	43.182	12.808	20.492	174,271

Lap	Lap Tm	S1	S2	S3	S4	SFSpd
<b>(126) EDUARDO SCHEER</b>						
1	1:48.817	32.025	43.724	12.619	20.449	123,024
2	1:43.935	26.975	43.665	12.733	20.562	<b>178,483</b>
3	1:41.676	26.551	42.452	12.451	20.222	175,140
4	1:41.746	26.341	42.321	12.650	20.434	178,306
5	1:43.729	26.610	43.276	13.304	20.539	177,646
6	1:42.766	26.643	42.923	12.660	20.540	175,119
7	1:42.225	26.666	42.558	12.500	20.501	175,717
8	1:41.294	25.821	42.370	12.723	20.380	177,712
9	1:41.200	26.040	42.360	12.486	20.314	177,668
10	1:41.821	26.180	42.732	12.534	20.375	177,580
11	1:42.088	25.828	43.359	12.509	20.392	176,817
12	1:41.312	26.016	42.557	12.486	20.253	177,362
13	<b>1:40.784</b>	<b>25.689</b>	<b>42.269</b>	12.585	20.241	177,822
14	1:41.171	25.771	42.509	12.527	20.364	177,756
15	1:41.925	26.219	42.766	12.573	20.367	176,514
16	1:41.027	25.799	42.385	12.520	20.323	175,889
17	1:41.004	25.801	42.458	12.508	20.237	176,147
18	1:41.263	26.000	42.607	<b>12.445</b>	<b>20.211</b>	175,524
19	1:41.299	25.790	42.733	12.491	20.285	175,268
20	1:41.564	26.000	42.598	12.582	20.384	175,588

Lap	Lap Tm	S1	S2	S3	S4	SFSpd
<b>(209) TONINHO ESPOLADOR</b>						
1	1:50.202	32.203	44.381	12.911	20.707	123,267
2	1:43.774	27.138	43.215	12.890	20.531	171,674
3	1:43.755	27.045	43.432	12.837	20.441	176,535
4	1:43.928	27.007	43.404	13.039	20.478	<b>178,284</b>
5	1:43.018	26.778	43.415	12.576	<b>20.249</b>	174,736
6	1:44.047	27.006	43.209	13.305	20.527	176,125
7	1:42.831	26.558	43.024	12.639	20.610	175,846
8	1:42.204	<b>25.973</b>	42.894	12.753	20.584	175,481
9	1:42.375	26.341	42.953	12.725	20.356	177,035
10	1:42.555	26.359	42.989	12.764	20.443	172,765
11	1:42.623	26.375	42.991	12.650	20.607	172,434
12	1:42.450	26.269	<b>42.861</b>	12.751	20.569	172,786
13	1:42.378	26.454	42.901	12.599	20.424	172,600
14	<b>1:42.066</b>	26.187	43.006	12.615	20.258	174,165
15	1:42.682	26.358	43.094	12.639	20.591	174,123
16	1:42.300	26.386	42.919	12.680	20.315	171,062
17	1:42.338	26.320	43.024	12.652	20.342	172,352
18	1:42.721	26.403	43.155	<b>12.549</b>	20.614	171,327
19	1:43.036	26.539	43.324	12.763	20.410	171,347
20	1:42.512	26.249	43.056	12.592	20.615	171,838

Lap	Lap Tm	S1	S2	S3	S4	SFSpd
<b>(38) SHARBEL EL HAJJAR</b>						
1	1:47.234	31.350	42.494	13.038	20.352	117,849
2	1:41.473	26.426	42.244	12.522	20.281	175,653
3	<b>1:40.999</b>	26.270	<b>42.066</b>	<b>12.469</b>	<b>20.194</b>	176,190
4	1:41.059	25.892	42.212	12.698	20.257	<b>178,660</b>
5	1:42.192	26.628	42.453	12.844	20.267	177,384
6	1:41.237	<b>25.713</b>	42.530	12.655	20.339	176,687
7	1:41.580	25.945	42.551	12.651	20.433	175,588
8	1:41.103	25.734	42.400	12.614	20.355	174,545
9	1:43.522	26.774	43.862	12.631	20.255	174,694
10	1:41.277	25.909	42.465	12.559	20.344	174,250
11	1:41.555	25.894	42.710	12.572	20.379	173,892
12	1:41.772	26.433	42.446	12.564	20.329	173,682
13	1:41.479	26.364	42.252	12.574	20.289	175,717
14	1:42.315	26.388	42.580	12.912	20.435	174,397
15	1:50.226	34.447	42.711	12.635	20.433	175,268
16	1:41.170	25.819	42.440	12.627	20.284	176,709
17	1:41.249	25.757	42.538	12.643	20.311	177,122
18	1:41.376	25.834	42.613	12.667	20.262	176,709
19	1:41.321	25.840	42.519	12.649	20.313	175,717
20	1:41.416	25.773	42.552	12.700	20.391	175,889

Lap	Lap Tm	S1	S2	S3	S4	SFSpd
<b>(17) MICHEL GIUSTI</b>						
1	1:47.086	30.347	43.109	13.244	20.386	138,448
2	1:42.726	26.230	43.195	12.717	20.584	<b>177,231</b>
3	1:42.282	27.009	42.564	<b>12.551</b>	<b>20.158</b>	175,631
4	<b>1:41.386</b>	<b>26.047</b>	<b>42.409</b>	12.702	20.228	175,695
5	1:42.150	26.510	42.464	12.628	20.548	176,709
6	1:43.709	26.517	43.120	13.014	21.058	169,871
7	1:44.167	27.222	43.411	12.847	20.687	161,471
8	1:43.246	26.558	43.091	12.906	20.691	168,146
9	1:43.153	26.446	43.141	12.855	20.711	166,590
10	1:43.274	26.738	43.023	12.761	20.752	164,911
11	1:42.965	26.490	42.986	12.711	20.778	165,100
12	1:43.181	26.684	43.058	12.781	20.658	165,119
13	1:43.303	26.808	43.111	12.709	20.675	165,024
14	1:42.917	26.604	42.974	12.727	20.612	165,043
15	1:43.447	26.991	43.067	12.725	20.664	165,024
16	1:42.550	26.320	42.872	12.721	20.637	167,813
17	1:43.185	26.647	43.131	12.728	20.679	167,345
18	1:43.458	26.502	43.259	12.679	21.018	165,651
19	1:43.701	26.584	43.527	12.770	20.820	164,121
20	1:46.423	26.624	44.107	13.242	22.450	164,986

CRONOMETRAGEM

COMISSARIOS

DIRETOR DE PROVA

Orbits

www.cronoelo.com.br

RESULTADO SUJEITO A VERIFICAÇÕES TÉCNICAS E/OU DESPORTIVAS

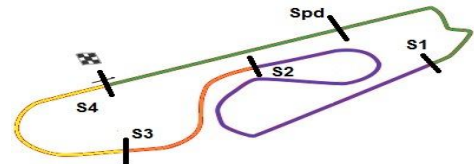
Printed: 11/08/2013 11:09:59



**CRONOELO**  
CRONOMETRAGEM

# HORARIO \_\_\_\_\_ : \_\_\_\_\_

## 5a ETAPA



### VELOCIDADE NO ASFALTO 2013


MARCAS

AUT INT RAUL BOESEL 3,765 km

1a. PROVA - MARCAS

11/08/2013 10:25

Race (30:00 and 2 Laps) started at 10:33:20



Lap	Lap Tm	S1	S2	S3	S4	SFSpd
<b>(199) E. ALVES / R. bastos</b>						
1	1:46.641	30.229	43.013	13.025	<b>20.374</b>	136,389
2	1:43.999	26.802	43.694	12.840	20.663	177,778
3	1:44.052	27.177	43.175	13.023	20.677	176,882
4	1:43.708	27.162	43.097	12.904	20.545	175,481
5	1:43.221	26.821	42.921	12.920	20.559	175,374
6	1:44.704	27.431	43.381	13.226	20.666	174,567
7	1:43.550	26.918	43.252	12.826	20.554	174,018
8	<b>1:42.291</b>	26.540	<b>42.546</b>	<b>12.723</b>	20.482	175,460
9	1:44.524	26.601	43.065			<b>177,976</b>
10	1:43.502	26.719	43.077	13.064	20.642	175,097
11	1:43.237	26.823	42.836	12.941	20.637	174,229
12	1:44.127	26.758	42.939	13.779	20.651	174,524
13	1:43.213	26.612	42.841	13.074	20.686	173,599
14	1:42.900	26.940	42.753	12.827	20.380	174,144
15	1:42.733	<b>26.496</b>	42.674	12.930	20.633	176,276
16	1:42.946	26.671	42.765	12.813	20.697	175,182
17	1:43.184	26.560	43.055	12.903	20.666	174,821
18	1:43.622	27.230	43.004	12.885	20.503	173,703
19	1:42.952	26.719	42.799	12.900	20.534	174,419
20	1:43.722	26.953	42.877	13.020	20.872	174,250

Lap	Lap Tm	S1	S2	S3	S4	SFSpd
<b>(40) Andre/DIEGO PARDO</b>						
1	1:50.632	32.321	44.175	12.994	21.142	128,434
2	<b>1:43.691</b>	26.544	<b>43.290</b>	12.950	20.907	170,657
3	1:43.903	26.611	43.489	13.109	<b>20.694</b>	<b>173,431</b>
4	1:43.902	<b>26.477</b>	43.516	<b>12.876</b>	21.033	173,098
5	1:44.110	26.551	43.586	13.034	20.939	171,204
6	1:44.793	26.828	43.739	12.985	21.241	171,674
7	1:44.996	26.985	43.939	13.093	20.979	171,245
8	1:44.160	26.798	43.381	12.991	20.990	171,306
9	1:44.128	26.747	43.461	13.036	20.884	171,490
10	1:44.116	26.844	43.392	13.056	20.824	170,414
11	1:43.856	26.690	43.373	12.954	20.839	169,952
12	1:44.153	26.840	43.517	12.963	20.833	170,233
13	1:44.254	26.872	43.628	12.894	20.860	170,112
14	1:44.041	26.736	43.367	13.009	20.929	170,273
15	1:43.966	26.728	43.374	12.940	20.924	170,879
16	1:43.823	26.676	43.466	12.933	20.748	170,032
17	1:43.764	26.541	43.418	13.014	20.791	171,838
18	1:44.371	26.766	43.850	12.992	20.763	173,181
19	1:44.515	26.797	43.886	12.981	20.851	169,891
20	1:47.206	26.710	43.746	13.031	23.719	169,992

Lap	Lap Tm	S1	S2	S3	S4	SFSpd
<b>(210) A.SERMANN/G.Weigert</b>						
1	1:47.813	31.706	<b>42.613</b>	13.132	<b>20.362</b>	112,817
2	1:46.863	27.364	43.316	14.117	22.066	170,859
3	1:44.504	27.147	43.331	13.254	20.772	174,440
4	1:43.907	26.534	43.091	13.534	20.748	175,204
5	1:43.237	26.493	42.993	13.198	20.553	175,076
6	1:43.570	26.632	42.989	13.213	20.736	174,123
7	1:43.719	26.493	43.212	13.269	20.745	172,724
8	<b>1:42.679</b>	<b>26.092</b>	43.039	<b>13.008</b>	20.540	173,619
9	1:43.804	26.869	43.150	13.089	20.696	<b>175,332</b>
10	1:42.964	26.286	42.931	13.053	20.694	175,055
11	1:43.238	26.284	42.888	13.373	20.693	174,524
12	1:43.293	26.355	43.117	13.072	20.749	174,334
13	1:43.251	26.331	43.049	13.156	20.715	173,536
14	1:43.418	26.377	43.288	13.110	20.643	173,536
15	1:43.869	26.535	43.359	13.212	20.763	172,765
16	1:43.917	26.405	43.317	13.280	20.915	172,455
17	1:43.990	27.106	43.122	13.113	20.649	172,558
18	1:44.048	26.934	43.320	13.135	20.659	174,271
19	1:43.593	26.331	43.397	13.144	20.721	174,123
20	1:44.004	26.601	43.144	13.365	20.894	173,098

Lap	Lap Tm	S1	S2	S3	S4	SFSpd
<b>(227) CELSO MANCIA</b>						
1	1:47.931	31.163	43.297	12.970	<b>20.501</b>	132,122
2	1:43.865	27.056	43.282	12.919	20.608	173,119
3	1:43.853	27.205	43.322	12.819	20.507	174,948
4	1:43.984	27.271	43.255	12.881	20.577	<b>175,695</b>
5	1:43.410	26.759	43.097	12.926	20.628	175,033
6	1:45.023	26.950	43.597	13.743	20.733	173,181
7	1:43.493	26.632	43.141	12.946	20.774	173,871
8	<b>1:43.039</b>	26.373	43.166	12.807	20.693	174,250
9	1:43.560	26.353	43.210	12.877	21.120	173,976
10	1:43.222	<b>26.349</b>	43.103	13.044	20.726	174,187
11	1:43.439	26.871	43.177	12.775	20.616	174,545
12	1:43.787	26.490	43.136	13.532	20.629	174,271
13	1:43.197	26.755	<b>42.919</b>	12.889	20.634	173,661
14	1:43.429	26.922	43.119	<b>12.714</b>	20.674	171,961
15	1:46.317	26.492	45.197	13.480	21.148	174,229
16	1:47.874	28.251	45.326	13.389	20.908	169,472
17	1:46.877	27.575	45.119	13.161	21.022	170,052
18	1:49.060	28.118	46.183	13.523	21.236	162,730
19	1:47.176	27.807	45.231	13.112	21.026	169,153
20	1:48.193	27.941	45.395	13.753	21.104	168,480

Lap	Lap Tm	S1	S2	S3	S4	SFSpd
<b>(149) S.GUIMARÃES/Braz Neto</b>						
1	1:49.401	32.209	43.602	13.008	20.582	126,150
2	1:43.113	26.310	43.219	12.845	20.739	176,752
3	1:43.913	27.110	43.354	12.844	20.605	176,774
4	1:43.906	26.961	43.332	12.895	20.718	<b>177,493</b>
5	1:44.351	26.720	44.244	12.998	<b>20.389</b>	176,492
6	1:43.839	26.519	43.281	13.288	20.751	174,567
7	1:43.574	26.760	43.271	12.964	20.579	176,730
8	1:43.110	26.566	43.129	12.714	20.701	176,709
9	1:43.728	<b>26.239</b>	43.227	12.899	21.363	176,039
10	1:43.114	26.387	43.311	12.820	20.596	175,953
11	1:43.375	26.949	43.158	12.719	20.549	175,310
12	1:43.604	26.478	43.122	13.316	20.688	173,829
13	1:43.662	27.016	43.102	12.875	20.669	175,588
14	1:43.346	26.603	43.438	12.752	20.553	173,892
15	1:43.690	26.421	43.600	12.913	20.756	175,867
16	<b>1:42.715</b>	26.280	43.100	12.758	20.577	172,786
17	1:42.978	26.412	43.266	12.878	20.422	173,661
18	1:43.737	26.741	43.697	12.796	20.503	171,347
19	1:43.194	26.312	43.127	<b>12.685</b>	21.070	173,578
20	1:43.673	26.739	<b>43.098</b>	12.945	20.891	174,885

Lap	Lap Tm	S1	S2	S3	S4	SFSpd
<b>(121) J. salvaro / R. RINHEL</b>						
1	1:51.087	31.500	45.062	13.560	20.965	132,780
2	1:45.212	27.196	<b>43.513</b>	13.307	21.196	<b>174,271</b>
3	1:45.477	<b>26.502</b>	43.583	13.437	21.955	173,536
4	1:45.390	26.777	44.057	13.534	21.022	171,817
5	1:44.699	26.579	43.905	13.254	<b>20.961</b>	171,899
6	1:45.652	27.180	44.056	13.358	21.058	171,225
7	1:45.117	27.153	43.792	13.209	20.963	171,572
8	1:44.994	26.906	43.846	13.281	20.961	171,164
9	1:45.539	26.953	43.878	13.343	21.365	171,347
10	1:46.166	27.056	44.747	13.366	20.997	170,455
11	1:45.714	27.039	43.913	13.540	21.222	170,819
12	1:45.163	26.634	43.837	13.466	21.226	170,616
13	1:45.048	26.949	43.954	<b>13.097</b>	21.048	170,717
14	<b>1:44.661</b>	26.919	43.568	13.146	21.028	170,535
15	1:45.958	27.227	44.210	13.261	21.260	171,103
16	1:50.002	27.184	47.919	13.672	21.227	170,414
17	1:45.727	27.105	44.243	13.281	21.098	170,374
18	1:45.778	27.322	44.012	13.416	21.028	170,012
19	1:46.482	27.340	44.125	13.697	21.320	170,072
20	1:45.863	27.227	43.832	13.628	21.176	169,571

CRONOMETRAGEM

COMISSARIOS

DIRETOR DE PROVA

Orbits

www.cronoelo.com.br

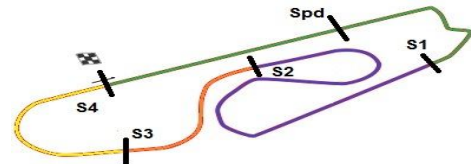
RESULTADO SUJEITO A VERIFICAÇÕES TÉCNICAS E/OU DESPORTIVAS

Printed: 11/08/2013 11:09:59



**CRONOELO**  
CRONOMETRAGEM

HORARIO \_\_\_\_\_: \_\_\_\_\_  
**5a ETAPA**



**VELOCIDADE NO ASFALTO 2013**

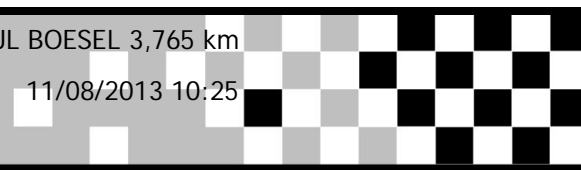
MARCAS

AUT INT RAUL BOESEL 3,765 km

1a. PROVA - MARCAS

11/08/2013 10:25

Race (30:00 and 2 Laps) started at 10:33:20



Lap	Lap Tm	S1	S2	S3	S4	SFSpd
<b>(7) JAMES RAMOS</b>						
1	1:45.857	30.539	<b>42.295</b>	12.619	20.404	130,352
2	1:44.108	27.140	43.024	13.495	20.449	175,481
3	<b>1:41.316</b>	26.023	42.373	12.663	<b>20.257</b>	<b>179,730</b>
4	1:41.603	<b>25.835</b>	42.443	12.823	20.502	179,372
5	1:41.512	25.927	42.459	12.808	20.318	175,932
6	1:41.507	26.001	42.306	12.736	20.464	178,130
7	1:41.862	26.047	42.473	12.865	20.477	177,888
8	1:41.494	25.914	42.505	12.740	20.335	177,932
9	1:41.659	25.959	42.518	12.662	20.520	177,274
10	1:41.647	26.083	42.495	12.687	20.382	176,125
11	1:41.734	26.034	42.569	12.765	20.366	177,318
12	1:42.221	26.026	42.981	12.673	20.541	177,384
13	1:41.649	26.082	42.533	<b>12.616</b>	20.418	176,687
14	1:41.756	26.197	42.555	12.623	20.381	176,535
15	1:41.961	26.266	42.537	12.705	20.453	176,535
16	1:41.609	25.916	42.486	12.690	20.517	177,427

Lap	Lap Tm	S1	S2	S3	S4	SFSpd
<b>(133) MARCELO CANCELLI</b>						
1	1:48.864	32.047	43.517	12.929	20.371	119,225
2	1:43.517	27.399	42.915	12.711	20.492	173,369
3	<b>1:42.183</b>	<b>26.498</b>	42.789	12.600	<b>20.296</b>	<b>176,384</b>
4	1:42.503	26.711	<b>42.711</b>	<b>12.539</b>	20.542	175,653
5	1:44.643	26.591	42.777	12.581	22.694	174,821

