

VELOCIDADE NO ASFALTO 2013

TURISMO

AUT INT RAUL BOESEL 3,765 Km

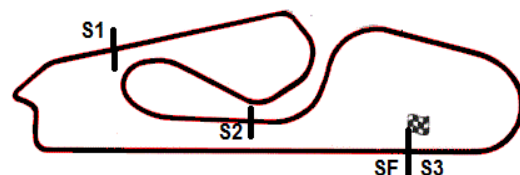
1a. PROVA - TURISMO

06/04/2013 13:40

Race (30:00 and 2 Laps)

Lap	Time of Day	Lap Tm	S1 Tm	S2 Tm	S3 Tm
(69) ANDREI / ruslan CARTA					
1	13:50:03.027	1:51.285	34.658	43.355	33.272
2	13:51:46.758	1:43.731	26.520	43.741	33.470
3	13:53:30.742	1:43.984	26.494	43.850	33.640
4	13:55:15.320	1:44.578	26.585	44.276	33.717
5	13:57:00.158	1:44.838	26.797	44.346	33.695
6	13:58:44.850	1:44.692	26.831	44.255	33.606
7	14:00:30.340	1:45.490	27.113	44.480	33.897
8	14:02:16.445	1:46.105	27.151	44.942	34.012
9	14:04:02.125	1:45.680	26.719	44.564	34.397
10	14:07:09.314	3:07.189	41.265	1:27.950	57.974
11	14:10:14.283	3:04.969	46.677	1:17.797	1:00.495
12	14:12:04.367	1:50.084	27.402	43.928	38.754
13	14:15:02.174	2:57.807	37.907	1:19.472	1:00.428
14	14:16:46.551	1:44.377	27.345	43.691	33.341
15	14:18:30.931	1:44.380	26.556	44.152	33.672
16	14:20:15.460	1:44.529	27.041	43.887	33.601
17	14:22:00.153	1:44.693	26.775	44.153	33.765
(116) RICHARD HEIDRICH					
1	13:50:07.022	1:49.684	32.316	43.918	33.450
2	13:51:51.994	1:44.972	26.786	44.484	33.702
3	13:53:36.045	1:44.051	26.298	43.958	33.795
4	13:55:20.390	1:44.345	26.687	44.038	33.620
5	13:57:05.141	1:44.751	26.719	44.367	33.665
6	13:58:50.588	1:45.447	27.758	44.096	33.593
7	14:00:35.335	1:44.747	26.837	44.100	33.810
8	14:02:19.688	1:44.353	26.536	44.007	33.810
9	14:04:04.262	1:44.574	26.746	43.849	33.979
10	14:07:09.941	3:05.679	39.842	1:27.869	57.968
11	14:10:14.590	3:04.649	46.734	1:17.966	59.949
12	14:12:04.874	1:50.284	27.711	43.574	38.999
13	14:15:02.445	2:57.571	38.113	1:19.321	1:00.137
14	14:16:47.404	1:44.959	27.637	43.727	33.595
15	14:18:31.473	1:44.069	26.546	44.109	33.414
16	14:20:16.427	1:44.954	26.992	44.200	33.762
17	14:22:01.194	1:44.767	26.576	44.296	33.895
(25) JEFERSON AVERBUCK					
1	13:50:05.989	1:49.704	32.043	43.856	33.805
2	13:51:50.322	1:44.333	26.684	43.619	34.030
3	13:53:35.265	1:44.943	27.229	43.645	34.069
4	13:55:19.786	1:44.521	26.702	43.762	34.057
5	13:57:05.048	1:45.262	27.054	43.928	34.280
6	13:58:51.248	1:46.200	28.434	43.918	33.848
7	14:00:35.776	1:44.528	26.730	43.921	33.877
8	14:02:20.279	1:44.503	26.642	43.906	33.955
9	14:04:04.740	1:44.461	26.660	43.592	34.209
10	14:07:10.825	3:06.085	40.285	1:28.120	57.680
11	14:10:14.976	3:04.151	46.603	1:17.915	59.633
12	14:12:06.285	1:51.309	27.708	43.631	39.970
13	14:15:02.779	2:56.494	37.569	1:19.246	59.679
14	14:16:48.769	1:45.990	27.822	44.275	33.893
15	14:18:33.778	1:45.009	27.180	44.112	33.717
16	14:20:18.314	1:44.536	26.950	43.731	33.855
17	14:22:03.142	1:44.828	26.943	43.930	33.955
(11) G.CIESIESLSKI / I. morais					
1	13:50:05.722	1:50.926	33.098	44.100	33.728
2	13:51:50.526	1:44.804	27.062	44.185	33.557
3	13:53:35.548	1:45.022	26.900	44.270	33.852
4	13:55:22.420	1:46.872	27.530	45.379	33.963
5	13:57:22.470	2:00.050	39.470	46.642	33.938
6	13:59:06.416	1:43.946	26.725	43.601	33.620
7	14:00:50.779	1:44.363	26.615	43.930	33.818

Lap	Time of Day	Lap Tm	S1 Tm	S2 Tm	S3 Tm
8	14:02:35.133	1:44.354	26.579	43.942	33.833
9	14:04:19.148	1:44.015	26.464	43.709	33.842
10	14:07:15.061	2:55.913	30.739	1:28.647	56.527
11	14:10:17.550	3:02.489	45.634	1:18.873	57.982
12	14:12:08.384	1:50.834	27.858	43.740	39.236
13	14:15:04.301	2:55.917	36.965	1:20.528	58.424
14	14:16:49.830	1:45.529	27.341	44.437	33.751
15	14:18:34.402	1:44.572	27.027	43.896	33.649
16	14:20:18.671	1:44.269	26.542	44.135	33.592
17	14:22:03.390	1:44.719	26.593	43.867	34.259
(17) C. VAZ / M. cordeiro					
1	13:50:09.163	1:51.117	31.946	45.019	34.152
2	13:51:54.488	1:45.325	26.654	44.520	34.151
3	13:53:39.528	1:45.040	26.652	44.048	34.340
4	13:55:25.038	1:45.510	26.886	44.425	34.199
5	13:57:10.533	1:45.495	26.777	44.578	34.140
6	13:58:57.010	1:46.477	27.548	44.698	34.231
7	14:00:41.475	1:44.465	26.414	44.030	34.021
8	14:02:26.558	1:45.083	26.568	44.178	34.337
9	14:04:11.763	1:45.205	26.667	44.442	34.096
10	14:07:13.131	3:01.368	35.886	1:28.085	57.397
11	14:10:16.454	3:03.323	46.157	1:18.170	58.996
12	14:12:07.428	1:50.974	27.174	43.914	39.886
13	14:15:03.566	2:56.138	37.498	1:19.688	58.952
14	14:16:49.032	1:45.466	27.142	44.416	33.908
15	14:18:34.080	1:45.048	26.967	44.465	33.616
16	14:20:19.430	1:45.350	26.763	44.571	34.016
17	14:22:03.909	1:44.479	26.562	43.842	34.075
(117) CHARLES ZIMMERMANN					
1	13:50:08.516	1:51.008	32.191	44.868	33.949
2	13:51:53.643	1:45.127	26.893	44.455	33.779
3	13:53:38.993	1:45.350	26.959	44.337	34.054
4	13:55:23.523	1:44.530	26.793	44.016	33.721
5	13:57:08.973	1:45.450	27.162	44.396	33.892
6	13:58:53.569	1:44.596	26.556	44.036	34.004
7	14:00:38.345	1:44.776	26.822	44.144	33.810
8	14:02:23.230	1:44.885	26.919	43.896	34.070
9	14:04:08.937	1:45.707	26.739	44.158	34.810
10	14:07:12.615	3:03.678	37.611	1:28.645	57.422
11	14:10:16.462	3:03.847	46.174	1:17.976	59.697
12	14:12:07.870	1:51.408	27.497	43.899	40.012
13	14:15:04.086	2:56.216	37.479	1:19.885	58.852
14	14:16:50.999	1:46.913	27.486	44.659	34.768
15	14:18:35.784	1:44.785	26.957	44.032	33.796
16	14:20:21.016	1:45.232	26.883	44.410	33.939
17	14:22:05.828	1:44.812	26.795	44.123	33.894
(131) MITSUI DUZANOWSKI					
1	13:50:10.215	1:54.504	35.258	45.136	34.110
2	13:51:54.688	1:44.473	26.390	43.966	34.117
3	13:53:39.725	1:45.037	26.834	43.953	34.250
4	13:55:25.515	1:45.790	27.166	44.202	34.422
5	13:57:10.703	1:45.188	27.001	44.242	33.945
6	13:58:57.513	1:46.810	27.365	44.962	34.483
7	14:00:42.177	1:44.664	26.821	43.752	34.091
8	14:02:26.951	1:44.774	26.508	43.890	34.376
9	14:04:12.198	1:45.247	26.578	44.423	34.246
10	14:07:14.020	3:01.822	36.454	1:28.250	57.118
11	14:10:17.182	3:03.162	46.191	1:18.173	58.798
12	14:12:08.968	1:51.786	28.012	44.212	39.562
13	14:15:04.980	2:56.012	37.708	1:20.036	58.268
14	14:16:51.230	1:46.250	27.056	44.640	34.554
15	14:18:37.945	1:46.715	27.197	44.654	34.864
16	14:20:22.729	1:44.784	26.979	43.925	33.880



VELOCIDADE NO ASFALTO 2013

TURISMO

AUT INT RAUL BOESEL 3,765 Km

1a. PROVA - TURISMO

06/04/2013 13:40

Race (30:00 and 2 Laps)

Lap	Time of Day	Lap Tm	S1 Tm	S2 Tm	S3 Tm
17	14:22:07.532	1:44.803	26.451	44.145	34.207

(157) paulo / JUNIOR KRUTZSCH

1	13:50:06.898	1:50.789	33.041	44.110	33.638
2	13:51:53.203	1:46.305	27.706	44.410	34.189
3	13:53:37.760	1:44.557	26.743	44.047	33.767
4	13:55:22.763	1:45.003	26.386	44.830	33.787
5	13:57:08.254	1:45.491	27.172	44.553	33.766
6	13:58:52.929	1:44.675	26.830	44.166	33.679
7	14:00:37.826	1:44.897	26.638	44.493	33.766
8	14:02:22.601	1:44.775	26.882	44.030	33.863
9	14:04:07.244	1:44.643	26.537	44.038	34.068
10	14:07:11.854	3:04.610	38.846	1:28.287	57.477
11	14:10:15.471	3:03.617	46.411	1:17.832	59.374
12	14:12:07.088	1:51.617	27.471	44.155	39.991
13	14:15:03.379	2:56.291	37.547	1:19.495	59.249
14	14:16:50.766	1:47.387	27.868	44.727	34.792
15	14:18:36.784	1:46.018	27.652	44.471	33.895
16	14:20:21.914	1:45.130	26.730	44.600	33.800
17	14:22:07.887	1:45.973	26.549	45.235	34.189

(64) MARCELO MIRANDA

1	13:50:09.931	1:51.734	32.272	44.797	34.665
2	13:51:55.690	1:45.759	27.250	44.005	34.504
3	13:53:41.052	1:45.362	26.622	43.868	34.872
4	13:55:26.640	1:45.588	26.806	44.095	34.687
5	13:57:12.800	1:46.160	26.954	44.675	34.531
6	13:58:58.559	1:45.759	26.963	44.151	34.645
7	14:00:44.214	1:45.655	26.731	44.156	34.768
8	14:02:30.683	1:46.469	26.837	44.691	34.941
9	14:04:16.792	1:46.109	26.931	44.359	34.819
10	14:07:15.083	2:58.291	32.495	1:28.629	57.167
11	14:10:17.214	3:02.131	45.758	1:18.265	58.108
12	14:12:09.619	1:52.405	28.127	44.291	39.987
13	14:15:05.813	2:56.194	37.751	1:19.967	58.476
14	14:16:51.837	1:46.024	26.600	44.419	35.005
15	14:18:37.837	1:46.000	26.988	44.244	34.768
16	14:20:23.518	1:45.681	27.654	43.655	34.372
17	14:22:10.170	1:46.652	26.580	43.829	36.243

(127) RODOLFO MANCIA

1	13:50:10.915	1:51.747	32.803	44.569	34.375
2	13:51:56.778	1:45.863	27.086	43.872	34.905
3	13:53:42.684	1:45.906	27.259	44.203	34.444
4	13:55:28.419	1:45.735	26.947	44.206	34.582
5	13:57:14.517	1:46.098	27.178	44.697	34.223
6	13:59:00.327	1:45.810	27.163	44.264	34.383
7	14:00:46.875	1:46.548	26.844	44.330	35.374
8	14:02:33.125	1:46.250	26.885	44.667	34.698
9	14:04:19.300	1:46.175	27.030	44.355	34.790
10	14:07:16.256	2:56.956	31.621	1:28.597	56.738
11	14:10:18.155	3:01.899	46.189	1:17.784	57.926
12	14:12:10.954	1:52.799	27.719	44.639	40.441
13	14:15:06.819	2:55.865	37.235	1:19.741	58.889
14	14:16:53.111	1:46.292	27.253	44.791	34.248
15	14:18:38.993	1:45.882	27.225	44.242	34.415
16	14:20:25.281	1:46.288	26.986	44.451	34.851
17	14:22:10.619	1:45.338	27.121	44.138	34.079

(121) A.laska/E. PAVELSKI

1	13:50:10.515	1:53.392	32.743	45.720	34.929
2	13:51:57.097	1:46.582	27.812	44.222	34.548
3	13:53:43.086	1:45.989	27.109	44.442	34.438
4	13:55:28.604	1:45.518	26.951	44.390	34.177
5	13:57:15.708	1:47.104	27.241	44.981	34.882
6	13:59:01.568	1:45.860	27.296	44.229	34.335

Lap	Time of Day	Lap Tm	S1 Tm	S2 Tm	S3 Tm
7	14:00:48.285	1:46.717	27.452	44.717	34.548
8	14:02:34.172	1:45.887	27.132	44.329	34.426
9	14:04:20.306	1:46.134	27.075	44.786	34.273
10	14:07:17.020	2:56.714	31.610	1:28.196	56.908
11	14:10:18.376	3:01.356	46.468	1:17.332	57.556
12	14:12:11.477	1:53.101	28.493	44.258	40.350
13	14:15:07.224	2:55.747	37.850	1:19.292	58.605
14	14:16:53.826	1:46.602	27.380	44.757	34.465
15	14:18:39.355	1:45.529	26.710	44.283	34.536
16	14:20:25.552	1:46.197	27.228	44.164	34.805
17	14:22:11.501	1:45.949	26.951	44.764	34.234

(126) GUILHERME SCHEER

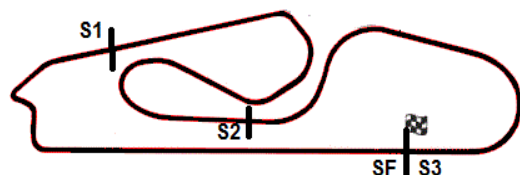
1	13:50:07.845	1:54.446	34.941	45.893	33.612
2	13:52:08.552	2:00.707	27.527	43.996	49.184
3	13:53:57.783	1:49.231	31.582	43.723	33.926
4	13:55:41.867	1:44.084	26.537	43.683	33.864
5	13:57:27.686	1:45.819	27.535	43.880	34.404
6	13:59:11.317	1:43.631	26.663	43.403	33.565
7	14:00:54.846	1:43.529	26.353	43.441	33.735
8	14:02:39.638	1:44.792	26.677	43.755	34.360
9	14:04:23.997	1:44.359	26.665	43.585	34.109
10	14:07:18.255	2:54.258	31.195	1:26.716	56.347
11	14:10:19.112	3:00.857	47.027	1:16.795	57.035
12	14:12:13.454	1:54.342	26.849	47.638	39.855
13	14:15:07.407	2:53.953	36.747	1:19.113	58.093
14	14:16:52.754	1:45.347	26.843	44.616	33.888
15	14:18:43.415	1:50.661	30.360	45.667	34.634
16	14:20:27.081	1:43.666	26.638	43.558	33.470
17	14:22:11.693	1:44.612	26.436	44.413	33.763

(18) L. ferreira / R. TASSI

1	13:50:12.956	1:52.972	33.156	44.678	35.138
2	13:52:00.177	1:47.221	27.332	45.033	34.856
3	13:53:45.608	1:45.431	26.644	44.522	34.265
4	13:55:31.000	1:45.392	26.834	44.353	34.205
5	13:57:17.342	1:46.342	27.393	44.641	34.308
6	13:59:03.258	1:45.916	27.195	44.242	34.479
7	14:00:48.992	1:45.734	26.752	44.497	34.485
8	14:02:34.934	1:45.942	27.018	44.595	34.329
9	14:04:21.084	1:46.150	27.234	44.396	34.520
10	14:07:17.599	2:56.515	31.366	1:28.157	56.992
11	14:10:18.896	3:01.297	46.523	1:17.246	57.528
12	14:12:13.629	1:54.733	27.920	45.972	40.841
13	14:15:07.941	2:54.312	36.215	1:20.037	58.060
14	14:16:55.610	1:47.669	27.865	45.139	34.665
15	14:18:42.872	1:47.262	27.274	45.397	34.591
16	14:20:28.824	1:45.952	26.966	44.422	34.564
17	14:22:15.193	1:46.369	26.901	44.521	34.947

(130) JOSE PEDERNEIRAS

1	13:50:11.973	1:52.821	32.283	45.118	35.420
2	13:51:58.314	1:46.341	27.318	44.502	34.521
3	13:53:44.167	1:45.853	26.802	44.502	34.549
4	13:55:29.830	1:45.663	26.837	44.440	34.386
5	13:57:30.156	2:00.326	41.684	1:44.133	34.509
6	13:59:16.087	1:45.931	27.427	44.191	34.313
7	14:01:03.162	1:47.075	27.797	44.474	34.804
8	14:02:49.877	1:46.715	27.196	44.861	34.658
9	14:04:35.698	1:45.821	27.170	44.257	34.394
10	14:07:24.299	2:48.601	27.930	1:24.071	56.600
11	14:10:22.239	2:57.940	45.548	1:15.775	56.617
12	14:12:17.209	1:54.970	27.890	46.250	40.830
13	14:15:08.155	2:50.946	38.030	1:17.275	55.641
14	14:16:56.007	1:47.852	28.184	45.080	34.588
15	14:18:43.333	1:47.326	27.366	45.202	34.758



VELOCIDADE NO ASFALTO 2013

TURISMO

AUT INT RAUL BOESEL 3,765 Km

1a. PROVA - TURISMO

06/04/2013 13:40

Race (30:00 and 2 Laps)

Lap	Time of Day	Lap Tm	S1 Tm	S2 Tm	S3 Tm
16	14:20:29.635	1:46.302	27.478	44.260	34.564
17	14:22:16.881	1:47.246	27.153	44.496	35.597

(128) W. peres / M. VIEIRA

1	13:50:14.848	1:53.674	32.626	45.802	35.246
2	13:52:01.640	1:46.792	27.415	44.958	34.419
3	13:53:48.856	1:47.216	27.536	44.739	34.941
4	13:55:36.123	1:47.267	27.476	45.424	34.367
5	13:57:23.278	1:47.155	27.551	45.177	34.427
6	13:59:10.072	1:46.794	27.339	45.050	34.405
7	14:00:57.151	1:47.079	27.370	45.380	34.329
8	14:02:43.934	1:46.783	27.215	45.152	34.416
9	14:04:31.326	1:47.392	27.441	45.417	34.534
10	14:07:20.435	2:49.109	28.113	1:24.777	56.219
11	14:10:21.217	3:00.782	46.323	1:16.621	57.838
12	14:12:15.723	1:54.506	28.248	46.342	39.916
13	14:15:07.738	2:52.015	38.231	1:17.647	56.137
14	14:16:54.972	1:47.234	27.933	45.000	34.301
15	14:18:44.749	1:49.777	27.713	46.009	36.055
16	14:20:32.023	1:47.274	27.463	44.980	34.831
17	14:22:19.862	1:47.839	27.663	45.718	34.458

(166) JAMES SHWERDTNER

1	13:50:15.722	1:54.624	33.125	46.162	35.337
2	13:52:03.962	1:48.240	27.589	45.078	35.573
3	13:53:50.963	1:47.001	27.331	44.586	35.084
4	13:55:37.786	1:46.823	27.027	45.079	34.717
5	13:57:25.181	1:47.395	27.678	44.678	35.039
6	13:59:12.274	1:47.093	27.083	44.577	35.433
7	14:00:59.397	1:47.123	27.063	44.525	35.535
8	14:02:46.143	1:46.746	26.964	44.683	35.099
9	14:04:33.215	1:47.072	26.933	44.597	35.542
10	14:07:22.705	2:49.490	29.283	1:23.726	56.481
11	14:10:21.052	2:58.347	46.212	1:15.777	56.358
12	14:12:15.218	1:54.166	28.031	45.779	40.356
13	14:15:08.462	2:53.244	36.877	1:18.816	57.551
14	14:16:57.855	1:49.393	29.406	45.036	34.951
15	14:18:46.117	1:48.262	27.371	44.840	36.051
16	14:20:33.613	1:47.496	27.629	44.816	35.051
17	14:22:20.841	1:47.228	27.254	44.941	35.033

(110) E.MALDONADO/R.bonato

1	13:50:16.624	1:54.222	32.413	46.631	35.178
2	13:52:05.410	1:48.786	29.297	44.379	35.110
3	13:53:52.469	1:47.059	26.935	44.989	35.135
4	13:55:39.814	1:47.345	27.288	45.275	34.782
5	13:57:27.984	1:48.170	28.239	44.755	35.176
6	13:59:14.723	1:46.739	27.424	44.427	34.888
7	14:01:03.009	1:48.286	27.790	45.410	35.086
8	14:02:51.722	1:48.713	27.069	46.086	35.558
9	14:04:39.235	1:47.513	27.741	44.785	34.987
10	14:07:25.459	2:46.224	30.242	1:18.934	57.048
11	14:10:22.727	2:57.268	45.970	1:14.711	56.587
12	14:12:22.364	1:59.637	28.618	48.131	42.888
13	14:15:08.550	2:46.186	34.060	1:16.791	55.335
14	14:16:56.743	1:48.193	28.303	45.158	34.732
15	14:18:45.676	1:48.933	27.178	45.353	36.402
16	14:20:33.271	1:47.595	27.789	44.743	35.063
17	14:22:21.306	1:48.035	27.310	45.920	34.805

(151) SILVANO DE BRITO

1	13:50:16.480	1:55.288	32.540	47.539	35.209
2	13:52:05.243	1:48.763	27.657	45.745	35.361
3	13:53:53.069	1:47.826	27.653	45.084	35.089
4	13:55:51.649	1:58.580	37.118	47.020	34.442
5	13:57:39.338	1:47.689	27.528	45.354	34.807

Lap	Time of Day	Lap Tm	S1 Tm	S2 Tm	S3 Tm
6	13:59:26.789	1:47.451	27.206	45.635	34.610
7	14:01:14.578	1:47.789	27.164	45.693	34.932
8	14:03:01.917	1:47.339	27.079	45.570	34.690
9	14:04:50.427	1:48.510	27.705	45.432	35.373
10	14:07:31.473	2:41.046	27.452	1:13.496	1:00.098
11	14:10:25.080	2:53.607	43.854	1:12.868	56.885
12	14:12:23.752	1:58.672	28.057	48.022	42.593
13	14:15:09.547	2:45.795	33.728	1:17.033	55.034
14	14:16:58.162	1:48.615	28.626	45.337	34.652
15	14:18:46.458	1:48.296	27.330	45.583	35.383
16	14:20:34.739	1:48.281	27.495	46.000	34.786
17	14:22:22.436	1:47.697	27.114	45.228	35.355

(123) A. morales / M. PELLEENSE

1	13:50:14.180	1:53.661	32.880	45.931	34.850
2	13:52:01.303	1:47.123	27.700	44.636	34.787
3	13:53:48.017	1:46.714	27.350	44.614	34.750
4	13:55:41.282	1:53.265	30.496	47.796	34.973
5	13:57:29.379	1:48.097	27.623	45.008	35.466
6	13:59:15.948	1:46.569	27.179	44.488	34.902
7	14:01:04.025	1:48.077	27.539	45.445	35.093
8	14:02:50.882	1:46.857	27.148	44.718	34.991
9	14:04:40.017	1:49.135	29.624	44.597	34.914
10	14:07:26.258	2:46.241	31.091	1:17.980	57.170
11	14:10:23.312	2:57.054	46.298	1:14.226	56.530
12	14:12:22.891	1:59.579	28.615	48.238	42.726
13	14:15:09.160	2:46.269	34.225	1:16.799	55.245
14	14:16:57.179	1:48.019	27.919	45.460	34.640
15	14:18:46.149	1:48.970	27.214	45.361	36.395
16	14:20:34.988	1:48.839	27.973	45.684	35.182
17	14:22:22.591	1:47.603	27.435	44.627	35.541

(119) DEMETRIO C. TONON

1	13:50:16.239	1:53.396	32.347	45.631	35.418
2	13:52:04.812	1:48.573	27.711	45.495	35.367
3	13:53:52.264	1:47.452	27.339	44.786	35.327
4	13:55:40.723	1:48.459	28.275	45.134	35.050
5	13:57:29.001	1:48.278	27.771	44.725	35.782
6	13:59:18.687	1:49.686	29.336	45.032	35.318
7	14:01:06.437	1:47.750	27.699	44.917	35.134
8	14:02:54.751	1:48.314	27.537	45.503	35.274
9	14:04:42.544	1:47.793	27.612	44.887	35.294
10	14:07:28.132	2:45.588	29.046	1:18.592	57.950
11	14:10:24.585	2:56.453	46.383	1:12.867	57.203
12	14:12:24.590	2:00.005	28.549	46.132	45.324
13	14:15:12.596	2:48.006	36.142	1:14.660	57.204
14	14:16:59.794	1:47.198	27.474	44.844	34.880
15	14:18:47.333	1:47.539	28.215	44.545	34.779

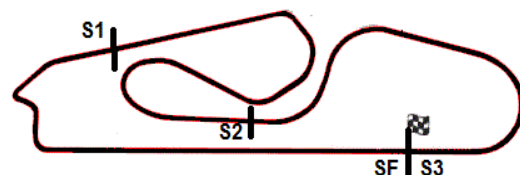
(108) R. GOBOR / M. franz

1	13:50:12.392	1:53.378	33.368	44.973	35.037
2	13:51:59.346	1:46.954	27.590	45.323	34.041
3	13:53:45.974	1:46.628	26.905	45.337	34.386
4	13:55:31.624	1:45.650	27.429	44.353	33.868
5	13:57:17.940	1:46.316	27.181	44.680	34.455
6	13:59:04.332	1:46.392	28.212	44.633	33.547
7	14:00:49.592	1:45.260	26.941	44.645	33.674
8	14:02:41.483	1:51.891	32.615	45.493	33.783
9	14:04:26.544	1:45.061	26.515	44.590	33.956
10	14:07:19.081	2:52.537	29.607	1:27.120	55.810
11	14:11:48.731	4:29.650	47.249	1:16.500	2:25.901

(133) DANNY BERTE JR

1	13:50:13.553	1:52.180	32.128	45.318	34.734
2	13:52:01.064	1:47.511	27.228	45.173	35.110
3	13:53:48.685	1:47.621	27.110	45.069	35.442





VELOCIDADE NO ASFALTO 2013

TURISMO

AUT INT RAUL BOESEL 3,765 Km

1a. PROVA - TURISMO

06/04/2013 13:40

Race (30:00 and 2 Laps)

Lap	Time of Day	Lap Tm	S1 Tm	S2 Tm	S3 Tm
4	13:55:36.769	1:48.084	27.359	46.115	34.610
5	13:57:24.146	1:47.377	27.356	45.368	34.653
6	13:59:11.349	1:47.203	27.322	45.067	34.814
7	14:00:57.882	1:46.533	27.095	44.870	34.568
8	14:02:45.030	1:47.148	27.035	45.359	34.754
9	14:04:32.588	1:47.558	27.368	44.974	35.216
10	14:07:21.218	2:48.630	28.409	1:24.162	56.059
11	14:12:22.883	5:01.665	46.159	1:16.463	2:59.043

Lap	Time of Day	Lap Tm	S1 Tm	S2 Tm	S3 Tm
-----	-------------	--------	-------	-------	-------

(92) R. Iupatini / A. ANDRETTA

1	13:50:15.295	1:53.485	32.791	45.344	35.350
2	14:08:40.816	18:25.521	27.353	56.734	17:01.434
3	14:10:39.802	1:58.986	37.895	44.887	36.204
4	14:12:28.648	1:48.846	27.846	45.156	35.844
5	14:15:13.415	2:44.767	33.113	1:14.344	57.310
6	14:17:00.231	1:46.816	27.031	44.973	34.812
7	14:18:47.646	1:47.415	28.152	44.552	34.711
8	14:20:36.057	1:48.411	28.874	45.200	34.337
9	14:22:23.086	1:47.029	27.053	44.526	35.450

(114) EDSON LUIZ CAMPANA SITA

1	13:50:17.430	1:56.073	34.614	45.704	35.755
2	13:52:06.720	1:49.290	29.151	44.952	35.187
3	13:53:53.602	1:46.882	26.929	44.933	35.020
4	13:55:40.997	1:47.395	27.245	44.986	35.164
5	13:57:29.841	1:48.844	28.848	44.703	35.293
6	13:59:19.283	1:49.442	29.029	44.821	35.592
7	14:01:06.786	1:47.503	27.332	45.056	35.115
8	14:02:54.130	1:47.344	27.300	45.012	35.032

(95) RODRIGO KOSTIN

1	13:50:06.451	1:49.894	32.016	44.132	33.746
2	13:51:53.113	1:46.662	26.989	45.409	34.264
3	13:53:38.870	1:45.757	27.108	44.430	34.219
4	13:55:27.236	1:48.366	27.196	45.108	36.062
5	13:57:16.519	1:49.283	27.718	45.880	35.685
6	13:59:02.989	1:46.470	27.081	44.768	34.621
7	14:00:52.469	1:49.480	27.735	46.473	35.272

(122) RODRIGO GIL

1	13:50:12.265	1:52.155	31.889	45.019	35.247
2	13:51:59.159	1:46.894	27.405	44.843	34.646
3	13:53:45.347	1:46.188	26.906	44.929	34.353
4	13:55:30.446	1:45.099	26.900	44.218	33.981
5	13:57:17.615	1:47.169	27.911	44.969	34.289

(132) R. MATOS / A. eccel

1	13:50:18.642	1:55.362	32.783	46.498	36.081
2	13:52:09.444	1:50.802	28.474	46.453	35.875
3	13:53:59.985	1:50.541	27.941	46.441	36.159
4	13:55:59.094	1:59.109	28.828	49.215	41.066

(173) FRANCISCO MARCOLLA

1	13:50:18.783	1:55.814	33.413	46.670	35.731
2	14:19:15.533	28:56.750	27.867	51.128	27:37.755
3	14:21:20.381	2:04.848	40.995	46.965	36.888
4	14:23:12.242	1:51.861	28.312	46.594	36.955

(27) B. GABARDO / R. bau

1	13:50:16.706	2:02.682	34.106	54.606	33.970
2	13:52:03.041	1:46.335	27.730	44.477	34.128

CRONOMETRAGEM

COMISSARIOS

DIRETOR DE PROVA

Orbits 4

www.cronoelo.com.br

RESULTADO SUJEITO A VERIFICAÇÕES TÉCNICAS E/OU DESPORTIVAS

Printed: 06/04/2013 14:24:17

