

VELOCIDADE NO ASFALTO 2013

TURISMO

AUT INT RAUL BOESEL 3,765 Km

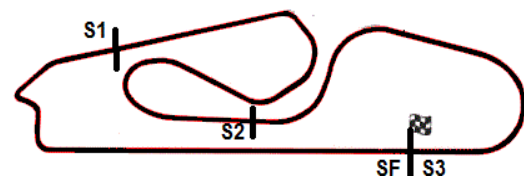
2a. PROVA - TURISMO

07/04/2013 12:00

Race (30:00 and 1 Laps)

Lap	Time of Day	Lap Tm	S1 Tm	S2 Tm	S3 Tm
(116) RICHARD HEIDRICH					
1	12:11:54.407	1:50.854	33.599	43.595	33.660
2	12:13:38.162	1:43.755	26.452	43.660	33.643
3	12:15:22.556	1:44.394	26.735	44.110	33.549
4	12:17:06.318	1:43.762	26.498	43.617	33.647
5	12:18:50.423	1:44.105	26.356	43.927	33.822
6	12:20:43.981	1:53.558	26.679	43.887	42.992
7	12:23:43.233	2:59.252	39.818	1:21.351	58.083
8	12:27:17.978	3:34.745	45.298	1:17.884	1:31.563
9	12:29:45.014	2:27.036	32.801	58.126	56.109
10	12:31:28.968	1:43.954	26.743	43.752	33.459
11	12:33:12.894	1:43.926	26.615	43.834	33.477
12	12:34:57.987	1:45.093	26.472	44.998	33.623
13	12:36:42.201	1:44.214	26.968	43.828	33.418
14	12:38:25.796	1:43.595	26.444	43.633	33.518
15	12:40:09.396	1:43.600	26.459	43.694	33.447
16	12:41:53.691	1:44.295	26.634	43.802	33.859
(69) andrei / RUSLAN CARTA					
1	12:11:53.514	1:52.100	35.028	43.648	33.424
2	12:13:37.650	1:44.136	26.619	44.148	33.369
3	12:15:21.854	1:44.204	26.708	43.887	33.609
4	12:17:05.798	1:43.944	26.580	43.629	33.735
5	12:18:49.886	1:44.088	26.411	44.050	33.627
6	12:20:43.336	1:53.450	26.598	43.798	43.054
7	12:23:42.063	2:58.727	39.811	1:21.204	57.712
8	12:27:17.430	3:35.367	45.807	1:17.823	1:31.737
9	12:29:44.513	2:27.083	32.837	58.141	56.105
10	12:31:29.197	1:44.684	27.528	43.647	33.509
11	12:33:13.219	1:44.022	26.592	43.778	33.652
12	12:34:58.299	1:45.080	26.394	45.113	33.573
13	12:36:42.668	1:44.369	26.808	44.066	33.495
14	12:38:26.184	1:43.516	26.445	43.618	33.453
15	12:40:11.248	1:45.064	26.877	44.399	33.788
16	12:41:56.428	1:45.180	26.760	44.347	34.073
(131) MITSUI DUZANOWSKI					
1	12:11:57.872	1:51.317	32.921	44.308	34.088
2	12:13:42.193	1:44.321	26.397	43.937	33.987
3	12:15:27.438	1:45.245	27.052	44.281	33.912
4	12:17:11.438	1:44.000	26.454	43.726	33.820
5	12:18:55.755	1:44.317	26.569	43.670	34.078
6	12:20:47.773	1:52.018	26.554	44.002	41.462
7	12:23:45.027	2:57.254	38.557	1:20.640	58.057
8	12:27:19.604	3:34.577	45.157	1:17.536	1:31.884
9	12:29:45.802	2:26.198	32.085	59.157	54.956
10	12:31:31.516	1:45.714	27.458	44.220	34.036
11	12:33:16.887	1:45.371	26.840	44.125	34.406
12	12:35:01.252	1:44.365	26.863	43.873	33.629
13	12:36:45.482	1:44.230	26.488	43.976	33.766
14	12:38:29.294	1:43.812	26.381	43.763	33.668
15	12:40:12.959	1:43.665	26.472	43.571	33.622
16	12:41:57.223	1:44.264	26.538	43.887	33.839
(126) GUILHERME SCHEER					
1	12:11:59.607	1:51.653	32.307	45.148	34.198
2	12:13:47.633	1:48.026	27.230	46.344	34.452
3	12:15:32.915	1:45.282	26.877	44.593	33.812
4	12:17:17.803	1:44.888	26.670	44.234	33.984
5	12:19:02.472	1:44.669	26.528	44.124	34.017
6	12:20:55.707	1:53.235	26.802	44.295	42.138
7	12:23:48.659	2:52.952	36.020	1:18.928	58.004
8	12:27:20.385	3:31.726	45.363	1:16.927	1:29.436
9	12:29:47.856	2:27.471	31.943	1:01.428	54.100
10	12:31:33.376	1:45.520	27.288	44.367	33.865

Lap	Time of Day	Lap Tm	S1 Tm	S2 Tm	S3 Tm
11	12:33:18.538	1:45.162	27.455	44.133	33.574
12	12:35:03.103	1:44.565	26.527	44.070	33.968
13	12:36:46.779	1:43.676	26.667	43.634	33.375
14	12:38:30.505	1:43.726	26.388	43.631	33.707
15	12:40:14.310	1:43.805	26.442	43.604	33.759
16	12:41:58.388	1:44.078	26.485	43.520	34.073
(25) JEFERSON AVERBUCK					
1	12:11:54.929	1:50.807	33.215	43.852	33.740
2	12:13:38.927	1:43.998	26.565	43.740	33.693
3	12:15:23.737	1:44.810	26.930	43.921	33.959
4	12:17:07.806	1:44.069	26.703	43.426	33.940
5	12:18:52.320	1:44.514	26.887	43.540	34.087
6	12:20:46.636	1:54.316	26.935	43.990	43.391
7	12:23:43.977	2:57.341	38.725	1:20.797	57.819
8	12:27:18.893	3:34.916	45.554	1:17.630	1:31.732
9	12:29:45.695	2:26.802	32.303	58.465	56.034
10	12:31:31.980	1:46.285	27.412	44.350	34.523
11	12:33:16.599	1:44.619	26.759	43.787	34.073
12	12:35:01.664	1:45.065	27.119	44.218	33.728
13	12:36:45.925	1:44.261	26.844	43.387	34.030
14	12:38:30.979	1:45.054	27.017	44.149	33.888
15	12:40:15.159	1:44.180	26.714	43.630	33.836
16	12:41:59.097	1:43.938	26.656	43.367	33.915
(95) RODRIGO KOSTIN					
1	12:12:02.494	1:51.180	31.708	45.076	34.396
2	12:13:50.209	1:47.715	27.022	45.247	35.446
3	12:15:35.779	1:45.570	27.687	43.844	34.039
4	12:17:20.471	1:44.692	27.047	43.732	33.913
5	12:19:04.987	1:44.516	26.708	43.784	34.024
6	12:20:57.365	1:52.378	26.824	43.899	41.655
7	12:23:49.685	2:52.320	37.107	1:17.233	57.980
8	12:27:22.439	3:32.754	45.813	1:16.644	1:30.297
9	12:29:49.071	2:26.632	33.653	1:00.020	52.959
10	12:31:33.628	1:44.557	26.748	43.852	33.957
11	12:33:19.605	1:45.977	28.027	43.981	33.969
12	12:35:04.377	1:44.772	26.747	43.994	34.031
13	12:36:49.056	1:44.679	26.659	43.959	34.061
14	12:38:33.738	1:44.682	26.768	43.813	34.101
15	12:40:18.902	1:45.164	26.832	44.174	34.158
16	12:42:04.418	1:45.516	26.991	44.276	34.249
(121) A.LASKA/E. pavelski					
1	12:11:59.106	1:51.169	32.348	44.483	34.338
2	12:13:47.939	1:48.833	27.645	46.904	34.284
3	12:15:34.894	1:46.955	27.354	45.118	34.483
4	12:17:19.896	1:45.002	26.893	43.833	34.276
5	12:19:04.368	1:44.472	26.630	44.045	33.797
6	12:20:56.833	1:52.465	26.849	43.968	41.648
7	12:23:49.442	2:52.609	37.221	1:17.260	58.128
8	12:27:21.644	3:32.202	45.609	1:16.507	1:30.086
9	12:29:48.600	2:26.956	33.550	1:00.510	52.896
10	12:31:34.066	1:45.466	27.507	44.107	33.852
11	12:33:20.505	1:46.439	28.727	44.064	33.648
12	12:35:05.580	1:45.075	27.004	44.053	34.018
13	12:36:50.995	1:45.415	27.779	43.867	33.769
14	12:38:36.529	1:45.534	26.869	44.507	34.158
15	12:40:21.150	1:44.621	26.893	43.815	33.913
16	12:42:05.954	1:44.804	27.071	43.782	33.951
(18) L. FERREIRA / R. tassi					
1	12:12:00.724	1:51.602	32.341	44.976	34.285
2	12:13:47.055	1:46.331	27.163	45.562	33.606
3	12:15:31.992	1:44.937	27.146	44.081	33.710
4	12:17:16.810	1:44.818	26.552	44.001	34.265



VELOCIDADE NO ASFALTO 2013

TURISMO

AUT INT RAUL BOESEL 3,765 Km

2a. PROVA - TURISMO

07/04/2013 12:00

Race (30:00 and 1 Laps)

Lap	Time of Day	Lap Tm	S1 Tm	S2 Tm	S3 Tm
5	12:19:01.095	1:44.285	26.430	43.914	33.941
6	12:20:54.252	1:53.157	26.711	44.176	42.270
7	12:23:47.574	2:53.322	36.189	1:19.426	57.707
8	12:27:20.167	3:32.593	45.225	1:17.333	1:30.035
9	12:29:47.237	2:27.070	33.391	59.556	54.123
10	12:31:33.094	1:45.857	27.604	44.372	33.881
11	12:33:20.300	1:47.206	29.341	44.124	33.741
12	12:35:05.745	1:45.445	27.034	44.310	34.101
13	12:36:50.758	1:45.013	27.406	43.838	33.769
14	12:38:37.345	1:46.587	26.970	45.071	34.546
15	12:40:21.476	1:44.131	26.646	43.776	33.709
16	12:42:06.103	1:44.627	27.274	43.788	33.565

(92) R. LUPATINI / A. andretta

1	12:12:06.474	1:52.195	34.379	43.808	34.008
2	12:13:54.118	1:47.644	27.599	45.345	34.700
3	12:15:39.252	1:45.134	27.696	43.622	33.816
4	12:17:23.646	1:44.394	26.560	44.043	33.791
5	12:19:10.097	1:46.451	26.800	44.719	34.932
6	12:20:59.673	1:49.576	26.494	44.273	38.809
7	12:23:50.971	2:51.298	36.575	1:16.994	57.729
8	12:27:23.718	3:32.747	45.502	1:17.146	1:30.099
9	12:29:51.032	2:27.314	34.311	59.346	53.657
10	12:31:38.837	1:47.805	28.419	45.342	34.044
11	12:33:23.602	1:44.765	27.592	43.490	33.683
12	12:35:07.562	1:43.960	26.661	43.681	33.618
13	12:36:51.836	1:44.274	26.533	43.883	33.858
14	12:38:37.671	1:45.835	26.854	44.175	34.806
15	12:40:22.192	1:44.521	26.751	43.889	33.881
16	12:42:06.724	1:44.532	26.979	43.965	33.588

(130) JOSE PEDERNEIRAS

1	12:11:59.869	1:51.265	31.952	45.233	34.080
2	12:13:49.666	1:49.797	27.384	46.370	36.043
3	12:15:35.655	1:45.989	27.114	44.355	34.520
4	12:17:22.490	1:46.835	27.671	44.618	34.546
5	12:19:08.540	1:46.050	27.159	44.328	34.563
6	12:20:58.750	1:50.210	27.073	44.397	38.740
7	12:23:50.537	2:51.787	36.921	1:17.038	57.828
8	12:27:23.533	3:32.996	45.486	1:16.889	1:30.621
9	12:29:50.705	2:27.172	33.630	59.812	53.730
10	12:31:37.266	1:46.561	28.090	43.998	34.473
11	12:33:23.421	1:46.155	27.517	44.365	34.273
12	12:35:08.936	1:45.515	27.391	44.002	34.122
13	12:36:54.243	1:45.307	26.930	44.080	34.297
14	12:38:40.325	1:46.082	27.276	44.394	34.412
15	12:40:25.959	1:45.634	26.999	44.183	34.452
16	12:42:12.989	1:47.030	27.175	44.726	35.129

(123) A. MORALES / M. pellense

1	12:12:05.108	1:54.787	32.962	46.605	35.220
2	12:13:54.637	1:49.529	28.486	45.822	35.221
3	12:15:41.329	1:46.692	27.904	44.653	34.135
4	12:17:26.502	1:45.173	26.797	44.283	34.093
5	12:19:12.982	1:46.480	26.949	44.345	35.186
6	12:21:04.816	1:51.834	27.357	45.913	38.564
7	12:23:52.667	2:47.851	34.195	1:15.855	57.801
8	12:27:24.858	3:32.191	45.724	1:16.663	1:29.804
9	12:29:51.391	2:26.533	34.169	59.644	52.720
10	12:31:39.654	1:48.263	28.191	45.695	34.377
11	12:33:25.807	1:46.153	27.979	44.229	33.945
12	12:35:12.133	1:46.326	27.361	44.827	34.138
13	12:36:57.530	1:45.397	27.030	44.214	34.153
14	12:38:43.030	1:45.500	27.015	44.316	34.169
15	12:40:28.929	1:45.899	27.070	44.509	34.320
16	12:42:14.821	1:45.892	27.154	44.571	34.167

(110) E.maldonado/R.BONATO

1	12:12:01.376	1:52.001	31.656	45.319	35.026
2	12:13:49.786	1:48.410	27.450	45.569	35.391
3	12:15:37.383	1:47.597	27.917	45.333	34.347
4	12:17:24.443	1:47.060	27.764	44.798	34.498
5	12:19:12.219	1:47.776	26.828	44.501	36.447
6	12:21:03.678	1:51.459	27.663	45.993	37.803
7	12:23:51.907	2:48.229	34.137	1:16.256	57.836
8	12:27:22.304	3:30.397	45.474	1:16.796	1:28.127
9	12:29:50.371	2:28.067	35.139	1:00.495	52.433
10	12:31:38.750	1:48.379	29.110	44.944	34.325
11	12:33:25.555	1:46.805	28.356	44.274	34.175
12	12:35:12.972	1:47.417	27.614	45.163	34.640
13	12:36:59.514	1:46.542	27.424	44.549	34.569
14	12:38:46.126	1:46.612	27.361	44.841	34.410
15	12:40:32.526	1:46.400	27.095	44.911	34.394
16	12:42:20.668	1:48.142	27.429	45.495	35.218

(114) EDSON LUIZ CAMPANA SITA

1	12:12:05.399	1:54.266	32.685	46.369	35.212
2	12:13:55.682	1:50.283	28.567	46.469	35.247
3	12:15:43.768	1:48.086	28.137	44.869	35.080
4	12:17:32.398	1:48.630	28.165	45.321	35.144
5	12:19:20.308	1:47.910	27.215	44.911	35.784
6	12:21:08.836	1:48.528	27.631	44.972	35.925
7	12:23:53.308	2:44.472	31.308	1:15.731	57.433
8	12:27:25.422	3:32.114	46.167	1:16.589	1:29.358
9	12:29:52.197	2:26.775	34.479	59.266	53.030
10	12:31:39.560	1:47.363	28.202	44.568	34.593
11	12:33:26.974	1:47.414	28.386	44.539	34.489
12	12:35:14.528	1:47.554	27.825	44.598	35.131
13	12:37:00.960	1:46.432	27.144	44.481	34.807
14	12:38:47.796	1:46.836	27.816	44.370	34.650
15	12:40:34.714	1:46.918	27.159	44.739	35.020
16	12:42:21.547	1:46.833	27.244	44.840	34.749

(117) CHARLES ZIMMERMANN

1	12:11:56.710	1:51.171	33.074	44.271	33.826
2	12:13:45.581	1:48.871	28.959	44.505	35.407
3	12:15:31.206	1:45.625	27.204	44.230	34.191
4	12:17:16.372	1:45.166	26.826	44.148	34.192
5	12:19:00.868	1:44.496	26.371	44.092	34.033
6	12:20:54.307	1:53.439	26.720	44.036	42.683
7	12:23:47.215	2:52.908	35.013	1:19.683	58.212
8	12:27:19.844	3:32.629	45.077	1:17.436	1:30.116
9	12:29:46.832	2:26.988	31.737	1:01.076	54.175
10	12:31:32.575	1:45.743	27.482	44.085	34.176
11	12:33:17.907	1:45.332	27.672	43.860	33.800
12	12:35:16.913	1:59.006	26.680	44.085	48.241
13	12:37:07.343	1:50.430	32.029	44.435	33.966
14	12:38:53.102	1:45.759	26.406	44.451	34.902
15	12:40:38.435	1:45.333	26.893	44.226	34.214
16	12:42:23.022	1:44.587	26.657	43.978	33.952

(166) JAMES SHWERDTNER

1	12:12:03.372	1:54.228	33.094	45.351	35.783
2	12:13:51.743	1:48.371	27.590	44.759	36.022
3	12:15:48.816	1:57.073	35.371	46.199	35.503
4	12:17:36.805	1:47.989	27.765	44.687	35.537
5	12:19:24.600	1:47.795	27.378	44.716	35.701
6	12:21:11.048	1:56.448	27.620	46.358	42.470
7	12:23:56.201	2:35.153	30.262	1:08.692	56.199
8	12:27:28.771	3:32.570	48.112	1:16.269	1:28.189
9	12:29:52.899	2:24.128	35.114	58.692	50.322
10	12:31:43.166	1:50.267	28.863	45.403	36.001

CRONOMETRAGEM

COMISSARIOS

DIRETOR DE PROVA

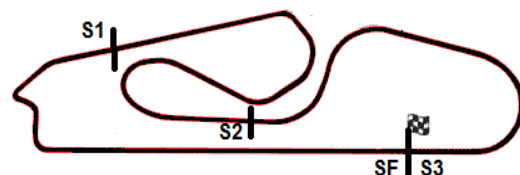
Orbits 4

www.cronoelo.com.br

RESULTADO SUJEITO A VERIFICAÇÕES TÉCNICAS E/OU DESPORTIVAS

Printed: 07/04/2013 12:43:26





VELOCIDADE NO ASFALTO 2013

TURISMO

AUT INT RAUL BOESEL 3,765 Km

2a. PROVA - TURISMO

07/04/2013 12:00

Race (30:00 and 1 Laps)

Lap	Time of Day	Lap Tm	S1 Tm	S2 Tm	S3 Tm
11	12:33:31.147	1:47.981	27.627	44.985	35.369
12	12:35:18.501	1:47.354	27.404	44.800	35.150
13	12:37:05.770	1:47.269	27.345	44.577	35.347
14	12:38:53.176	1:47.406	27.472	44.732	35.202
15	12:40:40.837	1:47.661	27.554	44.785	35.322
16	12:42:27.947	1:47.110	27.347	44.498	35.265

Lap	Time of Day	Lap Tm	S1 Tm	S2 Tm	S3 Tm
6	12:20:52.688	1:53.584	26.723	44.057	42.804
7	12:23:46.739	2:54.051	36.186	1:19.668	58.197
8	12:27:19.703	3:32.964	44.919	1:17.523	1:30.522
9	12:29:46.986	2:27.283	33.204	59.389	54.690
10	12:31:32.891	1:45.905	27.703	44.012	34.190
11	12:33:27.237	1:54.346	34.941	45.438	33.967
12	12:35:13.102	1:45.865	26.995	44.238	34.632
13	12:36:59.428	1:46.326	27.501	44.358	34.467

(128) W. PERES / M. vieira

1	12:12:04.974	1:55.845	33.780	46.802	35.263
2	12:13:55.349	1:50.375	28.484	46.787	35.104
3	12:15:44.169	1:48.820	28.349	45.723	34.748
4	12:17:33.936	1:49.767	28.238	46.353	35.176
5	12:19:22.651	1:48.715	28.204	45.437	35.074
6	12:21:11.246	1:48.595	27.635	45.374	35.586
7	12:23:04.605	2:43.359	31.199	1:15.319	56.841
8	12:27:25.356	3:30.751	47.814	1:15.705	1:27.232
9	12:29:52.437	2:27.081	36.989	58.451	51.641
10	12:31:43.270	1:50.833	29.012	45.827	35.994
11	12:33:31.727	1:48.457	28.176	45.136	35.145
12	12:35:22.391	1:50.664	29.110	45.636	35.918
13	12:37:10.018	1:47.627	27.526	45.578	34.523
14	12:39:00.466	1:50.448	28.609	46.428	35.411
15	12:40:50.372	1:49.906	28.325	46.335	35.246
16	12:42:38.441	1:48.069	27.577	45.338	35.154

(17) C. vaz / M. CORDEIRO

1	12:11:56.223	1:51.224	32.882	44.324	34.018
2	12:13:41.873	1:45.650	27.163	44.218	34.269
3	12:15:28.073	1:46.200	27.019	44.839	34.342
4	12:17:13.321	1:45.248	26.714	44.228	34.306
5	12:18:58.361	1:45.040	26.794	44.242	34.004
6	12:20:51.445	1:53.084	26.740	44.159	42.185
7	12:23:46.066	2:54.621	36.043	1:20.163	58.415
8	12:27:19.781	3:33.715	44.843	1:17.695	1:31.177
9	12:29:46.464	2:26.683	32.391	59.441	54.851
10	12:31:32.303	1:45.839	27.361	43.887	34.591

(119) DEMETRIO C. TONON

1	12:12:03.810	1:53.591	32.029	45.907	35.655
2	12:13:53.907	1:50.097	28.137	45.944	36.016
3	12:15:43.164	1:49.257	28.642	45.436	35.179
4	12:17:31.160	1:47.996	27.653	45.096	35.247
5	12:19:19.882	1:48.722	28.016	45.120	35.586
6	12:21:09.115	1:49.233	28.553	45.079	35.601
7	12:23:04.065	2:44.950	32.402	1:15.425	57.123
8	12:27:27.187	3:33.122	46.652	1:16.553	1:29.917
9	12:29:52.132	2:24.945	34.311	58.550	52.084
10	12:31:53.333	2:01.201	28.190	46.060	46.951

(122) RODRIGO GIL

1	12:12:04.203	1:52.585	31.663	45.912	35.010
2	12:13:54.089	1:49.886	28.826	45.189	35.871
3	12:15:40.470	1:46.381	27.543	44.526	34.312
4	12:17:25.611	1:45.141	26.822	44.291	34.028
5	12:19:14.253	1:48.642	26.801	44.208	37.633

(127) RODOLFO MANCIA

1	12:11:58.592	1:51.244	31.691	44.750	34.803
2	12:13:46.562	1:47.970	27.678	45.850	34.442
3	12:15:35.267	1:48.705	27.612	46.271	34.822
4	12:17:22.147	1:46.880	27.475	44.821	34.584

(64) MARCELO MIRANDA

1	12:12:04.363	1:53.974	33.501	45.501	34.972
2	12:13:50.716	1:46.353	27.540	43.790	35.023
3	12:15:37.144	1:46.428	27.464	44.283	34.681
4	12:17:23.279	1:46.135	27.790	44.037	34.308

(157) PAULO / junior KRUTZSCH

1	12:11:58.900	1:52.124	33.077	44.696	34.351
2	12:13:50.207	1:51.307	27.660	47.834	35.813
3	12:15:37.677	1:47.470	28.485	44.808	34.177
4	12:17:24.875	1:47.198	28.031	44.866	34.301

(27) B.gabardo / R.BAU

1	12:12:01.582	1:50.288	31.352	44.401	34.535
2	12:13:48.044	1:46.462	27.458	45.155	33.849
3	12:15:41.464	1:53.420	26.762	44.508	42.150
4	12:17:31.186	1:49.722	30.660	44.071	34.991

(151) SILVANO DE BRITO

1	12:12:11.152	2:01.353	39.980	46.876	34.497
---	--------------	----------	--------	--------	--------

(132) R. matos / A. ECCEL

1	12:12:17.283	2:03.750	36.970	48.798	37.982
2	12:14:14.040	1:56.757	30.162	48.078	38.517
3	12:16:13.511	1:59.471	30.218	50.209	39.044
4	12:18:32.584	2:19.073	29.891	48.923	1:00.259
5	12:20:38.652	2:06.068	36.968	48.538	40.562
6	12:22:38.789	2:00.137	32.688	48.144	39.305
7	12:24:35.955	1:57.166	29.972	48.751	38.443
8	12:27:30.532	2:54.577	29.578	57.334	1:27.665
9	12:29:55.989	2:25.457	36.410	57.987	51.060
10	12:31:51.385	1:55.396	29.475	47.360	38.561
11	12:33:47.612	1:56.227	29.726	48.243	38.258
12	12:35:43.983	1:56.371	29.433	48.358	38.580
13	12:37:40.192	1:56.209	29.369	48.183	38.657
14	12:39:36.744	1:56.552	29.561	48.656	38.335
15	12:42:06.014	2:29.270	29.440	48.562	1:11.268

(11) Gciesielski / I. MORAIS

1	12:11:56.463	1:51.751	33.452	44.394	33.905
2	12:13:42.067	1:45.604	27.267	44.174	34.163
3	12:15:28.720	1:46.653	27.893	44.677	34.083
4	12:17:14.150	1:45.430	26.853	43.958	34.619
5	12:18:59.104	1:44.954	26.833	44.094	34.027

CRONOMETRAGEM

COMISSARIOS

DIRETOR DE PROVA

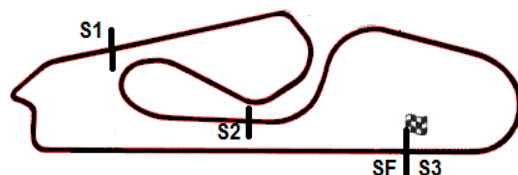
Orbits 4

www.cronoelo.com.br

RESULTADO SUJEITO A VERIFICAÇÕES TÉCNICAS E/OU DESPORTIVAS

Printed: 07/04/2013 12:43:26





VELOCIDADE NO ASFALTO 2013

<p>TURISMO</p> <p>2a. PROVA - TURISMO</p> <p>Race (30:00 and 1 Laps)</p>	<p>AUT INT RAUL BOESEL 3,765 Km</p> <p>07/04/2013 12:00</p>
---	---

Lap	Time of Day	Lap Tm	S1 Tm	S2 Tm	S3 Tm
2	12:13:58.634	1:47.482	27.320	45.328	34.834
3	12:15:47.648	1:49.014	27.821	46.159	35.034
(133) DANNY BERTE JR					
1	12:12:04.082	1:53.052	32.019	45.903	35.130
2	12:13:54.575	1:50.493	28.919	46.186	35.388