2a ETAPA METROPOLITANO
1a ETAPA PARANAENSE
HORAIO DE DIVULGAÇÃO___:___

FEDERAÇÃO PARANAENSE DE AUTOMOBILISMO

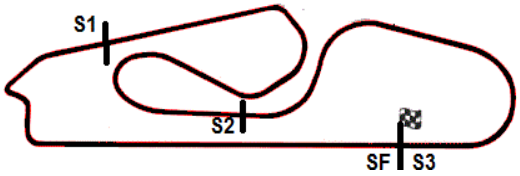

VELOCIDADE NO ASFALTO 2013

TURISMO — AUT INT RAUL BOESEL 3,765 Km

2o. TREINO LIVRE - TURISMO — 05/04/2013 13:00

Practice (30:00 Time)

(126) GUILHERME SCHEER

Lap	Time of Day	Lap Tm	S1 Tm	S2 Tm	S3 Tm
1	13:08:49.689	**1:54.034**	33.810	44.539	35.685
2	13:10:34.649	**1:44.960**	26.880	43.993	34.087
3	13:12:20.408	**1:45.759**	27.069	43.882	34.808
4	13:14:06.215	**1:45.807**	27.135	44.355	34.317
5	13:15:51.375	**1:45.160**	27.024	44.059	34.077
6	13:17:36.140	**1:44.765**	27.085	43.991	33.689
7	13:19:20.148	**1:44.008**	26.760	43.604	33.644
8	13:23:42.040	**4:21.892**	26.736	44.806	3:10.350
9	13:25:51.588	**2:09.548**	37.646	55.321	36.581
10	13:27:37.418	**1:45.830**	26.669	44.761	34.400

(25) JEFERSON AVERBUCK

Lap	Time of Day	Lap Tm	S1 Tm	S2 Tm	S3 Tm
1	13:04:57.683	**1:51.867**	33.520	44.239	34.108
2	13:06:42.496	**1:44.813**	26.958	43.835	34.020
3	13:08:26.523	**1:44.027**	26.381	43.902	33.744
4	13:10:10.922	**1:44.399**	26.623	43.766	34.010
5	13:11:54.940	**1:44.018**	26.517	43.661	33.840
6	13:13:39.383	**1:44.443**	26.763	43.606	34.074
7	13:15:41.838	**2:02.455**	43.811	43.587	35.057
8	13:17:26.632	**1:44.794**	27.023	43.898	33.873
9	13:19:11.278	**1:44.646**	26.711	43.230	34.705
10	13:20:56.895	**1:45.617**	26.796	44.752	34.069
11	13:22:41.777	**1:44.882**	26.908	43.870	34.104
12	13:24:26.627	**1:44.850**	26.790	43.890	34.170

(27) B. GABARDO / R. bau

Lap	Time of Day	Lap Tm	S1 Tm	S2 Tm	S3 Tm
1	13:02:05.785	**2:05.264**	37.630	51.446	36.188
2	13:03:51.538	**1:45.753**	26.772	44.782	34.199
3	13:05:37.052	**1:45.514**	26.952	44.294	34.268
4	13:07:22.002	**1:44.950**	26.964	44.087	33.899
5	13:09:06.021	**1:44.019**	26.379	43.955	33.685
6	13:13:35.311	**4:29.290**	28.634	46.786	3:13.870
7	13:15:25.120	**1:49.809**	31.984	43.953	33.872
8	13:17:09.633	**1:44.513**	26.671	43.951	33.891
9	13:18:54.257	**1:44.624**	26.558	44.108	33.958
10	13:20:38.416	**1:44.159**	26.446	44.128	33.585
11	13:22:23.929	**1:45.513**	26.983	44.058	34.472
12	13:24:08.868	**1:44.939**	27.098	43.766	34.075
13	13:25:54.212	**1:45.344**	27.352	44.360	33.632
14	13:27:38.542	**1:44.330**	26.709	43.720	33.901
15	13:29:47.197	**2:08.655**	49.735	44.947	33.973
16	13:31:31.434	**1:44.237**	26.910	43.671	33.656

(121) E. PAVELSKI / L. GUSSO

Lap	Time of Day	Lap Tm	S1 Tm	S2 Tm	S3 Tm
1	13:06:40.405	**2:04.412**	39.700	49.443	35.269
2	13:08:28.578	**1:48.173**	27.769	45.963	34.441
3	13:10:14.790	**1:46.212**	27.215	44.767	34.230
4	13:12:00.736	**1:45.946**	27.150	44.638	34.158
5	13:13:47.710	**1:46.974**	27.470	45.114	34.390
6	13:15:35.933	**1:48.223**	27.926	45.763	34.534
7	13:17:20.916	**1:44.983**	26.718	44.465	33.800
8	13:19:05.460	**1:44.544**	26.558	44.054	33.932
9	13:20:49.885	**1:44.425**	26.633	44.149	33.643
10	13:22:35.292	**1:45.407**	27.062	44.449	33.896

(95) RODRIGO KOSTIN

Lap	Time of Day	Lap Tm	S1 Tm	S2 Tm	S3 Tm
1	13:01:55.811	**1:58.654**	38.924	45.072	34.658
2	13:03:41.048	**1:45.237**	26.882	44.323	34.032
3	13:05:26.330	**1:45.282**	26.850	44.415	34.017
4	13:07:11.606	**1:45.276**	26.844	44.324	34.108
5	13:11:42.816	**4:31.210**	26.849	44.401	3:19.960
6	13:13:33.225	**1:50.409**	32.062	43.927	34.420
7	13:15:18.076	**1:44.851**	26.812	44.085	33.954
8	13:17:04.120	**1:46.044**	26.951	44.184	34.909
9	13:18:50.600	**1:46.480**	26.902	44.458	35.120
10	13:20:37.225	**1:46.625**	27.770	44.767	34.088
11	13:22:23.377	**1:46.152**	26.867	44.437	34.848
12	13:24:09.043	**1:45.666**	26.793	44.768	34.105
13	13:25:54.928	**1:45.885**	27.001	44.867	34.017
14	13:27:39.372	**1:44.444**	26.441	44.033	33.970
15	13:29:24.102	**1:44.730**	26.484	44.111	34.135
16	13:31:09.333	**1:45.231**	26.832	44.464	33.935

(11) G. ciesielski / I. MORAIS

Lap	Time of Day	Lap Tm	S1 Tm	S2 Tm	S3 Tm
1	13:13:01.608	**1:58.618**	36.481	46.593	35.544
2	13:14:48.949	**1:47.341**	27.775	45.099	34.467
3	13:16:35.728	**1:46.779**	27.855	44.675	34.249
4	13:20:33.044	**3:57.316**	28.505	44.581	2:44.230
5	13:22:26.629	**1:53.585**	34.700	44.801	34.084
6	13:24:24.372	**1:57.743**	27.953	55.007	34.783
7	13:26:10.381	**1:46.009**	27.433	44.342	34.234
8	13:27:55.133	**1:44.752**	27.297	43.820	33.635
9	13:29:40.935	**1:45.802**	27.323	44.524	33.955
10	13:31:25.954	**1:45.019**	27.293	43.813	33.913

(17) C. vaz / M. CORDEIRO

Lap	Time of Day	Lap Tm	S1 Tm	S2 Tm	S3 Tm
1	13:01:55.444	**1:59.895**	39.102	45.989	34.804
2	13:03:40.655	**1:45.211**	26.747	44.487	33.977
3	13:05:25.892	**1:45.237**	26.906	44.221	34.110
4	13:07:11.089	**1:45.197**	26.925	44.200	34.072
5	13:08:56.709	**1:45.620**	26.831	44.456	34.333
6	13:10:41.857	**1:45.148**	26.752	44.321	34.075
7	13:12:26.814	**1:44.957**	26.747	43.995	34.215
8	13:14:12.521	**1:45.707**	26.903	44.746	34.058
9	13:17:19.601	**3:07.080**	26.796	44.447	1:55.837
10	13:19:11.752	**1:52.151**	33.350	44.520	34.281
11	13:20:56.612	**1:44.860**	26.540	44.283	34.037
12	13:22:41.411	**1:44.799**	26.826	44.035	33.938
13	13:24:26.216	**1:44.805**	26.748	44.062	33.995
14	13:26:12.351	**1:46.135**	27.226	44.526	34.383
15	13:27:57.105	**1:44.754**	26.787	43.942	34.025
16	13:29:42.717	**1:45.612**	26.863	44.412	34.337
17	13:31:27.535	**1:44.818**	26.683	44.100	34.035

(122) RODRIGO GIL

Lap	Time of Day	Lap Tm	S1 Tm	S2 Tm	S3 Tm
1	13:11:53.883	**7:41.386**	38.544	49.326	6:13.516
2	13:13:47.548	**1:53.665**	34.037	44.841	34.787
3	13:15:33.850	**1:46.302**	27.058	44.816	34.428
4	13:17:19.424	**1:45.574**	26.894	44.601	34.079
5	13:19:04.520	**1:45.096**	26.751	44.212	34.133
6	13:20:49.640	**1:45.120**	26.677	44.291	34.152
7	13:22:35.853	**1:46.213**	27.100	44.822	34.291

(116) RICHARD HEIDRICH

Lap	Time of Day	Lap Tm	S1 Tm	S2 Tm	S3 Tm
1	13:06:08.471	**2:06.983**	39.564	48.161	39.258
2	13:08:00.430	**1:51.959**	32.162	44.599	35.198
3	13:19:12.179	**11:11.749**	27.347	45.423	9:58.979
4	13:23:10.268	**3:58.089**	36.523	44.249	2:37.317
5	13:25:04.587	**1:54.319**	35.062	44.085	35.172
6	13:26:50.004	**1:45.417**	26.884	43.909	34.624
7	13:28:36.440	**1:46.436**	26.632	45.410	34.394
8	13:30:21.752	**1:45.312**	26.776	44.129	34.407

(130) JOSE PEDERNEIRAS

Lap	Time of Day	Lap Tm	S1 Tm	S2 Tm	S3 Tm
1	13:02:00.594	**2:01.188**	38.221	47.364	35.603
2	13:03:46.838	**1:46.244**	27.123	44.719	34.402
3	13:05:33.103	**1:46.265**	27.090	44.699	34.476
4	13:07:19.526	**1:46.423**	27.278	44.724	34.421
5	13:09:05.742	**1:46.216**	27.149	44.533	34.534
6	13:10:52.829	**1:47.087**	27.923	44.581	34.583

2a ETAPA METROPOLITANO
1a ETAPA PARANAENSE
HORAIO DE DIVULGAÇÃO___:___

FEDERAÇÃO PARANAENSE DE AUTOMOBILISMO

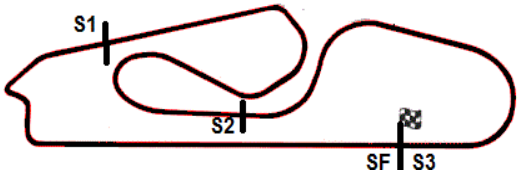

VELOCIDADE NO ASFALTO 2013

TURISMO — AUT INT RAUL BOESEL 3,765 Km

2o. TREINO LIVRE - TURISMO — 05/04/2013 13:00

Practice (30:00 Time)

Lap	Time of Day	Lap Tm	S1 Tm	S2 Tm	S3 Tm
7	13:12:42.947	**1:50.118**	27.613	44.862	37.643
8	13:14:30.453	**1:47.506**	27.795	44.812	34.899
9	13:16:18.026	**1:47.573**	27.883	44.585	35.105
10	13:18:04.804	**1:46.778**	27.763	44.265	34.750
11	13:19:51.195	**1:46.391**	27.343	44.193	34.855
12	13:21:37.150	**1:45.955**	27.157	44.103	34.695

(131) MITSUI DUZANOWSKI

Lap	Time of Day	Lap Tm	S1 Tm	S2 Tm	S3 Tm
1	13:06:15.100	**2:11.151**	48.488	47.232	35.431
2	13:08:03.517	**1:48.417**	27.136	46.069	35.212
3	13:09:51.922	**1:48.405**	27.248	45.307	35.850
4	13:11:38.524	**1:46.602**	26.944	44.701	34.957
5	13:13:26.858	**1:48.334**	27.112	45.012	36.210
6	13:20:21.084	**6:54.226**	27.635	-	-
7	13:22:15.382	**1:54.298**	34.512	44.790	34.996
8	13:24:02.380	**1:46.998**	27.233	44.877	34.888
9	13:25:48.855	**1:46.475**	26.924	44.810	34.741
10	13:27:35.048	**1:46.193**	27.070	44.101	35.022
11	13:29:21.740	**1:46.692**	27.217	44.556	34.919
12	13:31:07.829	**1:46.089**	27.037	44.471	34.581

(123) A. morales / M. PELLENSE

Lap	Time of Day	Lap Tm	S1 Tm	S2 Tm	S3 Tm
1	13:05:19.431	**2:19.553**	38.548	1:02.951	38.054
2	13:07:08.885	**1:49.454**	28.219	45.574	35.661
3	13:08:58.766	**1:49.881**	27.592	46.883	35.406
4	13:10:46.096	**1:47.330**	27.700	44.890	34.740
5	13:12:33.194	**1:47.098**	27.277	45.285	34.536
6	13:14:20.531	**1:47.337**	27.505	45.022	34.810
7	13:16:07.786	**1:47.255**	27.504	44.966	34.785
8	13:17:54.922	**1:47.136**	27.621	44.628	34.887
9	13:19:41.289	**1:46.367**	27.195	44.583	34.589
10	13:24:18.068	**4:36.779**	27.214	46.081	3:23.484
11	13:26:16.657	**1:58.589**	38.383	45.307	34.899
12	13:28:03.365	**1:46.708**	27.388	44.746	34.574
13	13:29:51.062	**1:47.697**	27.327	45.727	34.643
14	13:31:37.898	**1:46.836**	27.370	44.835	34.631

(108) R. gobor / M. FRANZ

Lap	Time of Day	Lap Tm	S1 Tm	S2 Tm	S3 Tm
1	13:02:09.928	**2:07.383**	38.011	51.570	37.802
2	13:04:00.379	**1:50.451**	28.646	45.902	35.903
3	13:05:48.580	**1:48.201**	27.485	45.564	35.152
4	13:07:36.883	**1:48.303**	27.822	45.549	34.932
5	13:09:25.062	**1:48.179**	27.365	45.319	35.495
6	13:11:13.157	**1:48.095**	27.506	45.029	35.560
7	13:13:02.248	**1:49.091**	27.515	45.642	35.934
8	13:14:56.669	**1:54.421**	31.329	46.763	36.329
9	13:16:44.153	**1:47.484**	27.734	45.025	34.725
10	13:18:32.262	**1:48.109**	27.153	45.317	35.639
11	13:20:18.914	**1:46.652**	27.470	45.070	34.112
12	13:22:05.487	**1:46.573**	27.213	44.743	34.617
13	13:24:49.159	**2:43.672**	1:09.331	57.589	36.752
14	13:28:36.548	**3:47.389**	30.470	47.179	2:29.740

(92) R. Iupatini / A. ANDRETTA

Lap	Time of Day	Lap Tm	S1 Tm	S2 Tm	S3 Tm
1	13:12:58.285	**2:00.861**	37.936	46.316	36.609
2	13:14:46.726	**1:48.441**	27.825	45.229	35.387
3	13:16:36.232	**1:49.506**	28.115	45.641	35.750
4	13:18:25.427	**1:49.195**	28.803	44.610	35.782
5	13:20:12.856	**1:47.429**	27.585	44.889	34.955
6	13:22:08.650	**1:55.794**	27.941	52.178	35.675
7	13:23:56.910	**1:48.260**	27.809	45.345	35.106
8	13:25:44.691	**1:47.781**	27.927	44.734	35.120
9	13:27:31.973	**1:47.282**	27.828	44.677	34.777
10	13:29:19.463	**1:47.490**	27.593	44.992	34.905
11	13:31:06.168	**1:46.705**	27.510	44.464	34.731

(114) EDSON LUIZ CAMPANA SITA

Lap	Time of Day	Lap Tm	S1 Tm	S2 Tm	S3 Tm
1	13:01:51.622	**1:59.283**	36.976	46.636	35.671
2	13:03:38.771	**1:47.149**	27.431	45.008	34.710
3	13:09:45.747	**6:06.976**	27.005	47.644	4:52.327
4	13:11:46.484	**2:00.737**	34.642	48.724	37.371
5	13:17:15.198	**5:28.714**	32.439	48.723	4:07.552
6	13:28:49.219	**11:34.021**	33.914	46.234	10:13.873

(64) MARCELO MIRANDA

Lap	Time of Day	Lap Tm	S1 Tm	S2 Tm	S3 Tm
1	13:02:10.454	**2:16.515**	42.524	53.294	40.697
2	13:04:10.504	**2:00.050**	31.349	50.555	38.146
3	13:06:04.590	**1:54.086**	29.098	47.562	37.426
4	13:07:56.977	**1:52.387**	29.280	46.337	36.770
5	13:09:46.510	**1:49.533**	27.783	46.003	35.747
6	13:11:35.850	**1:49.340**	27.610	46.577	35.153
7	13:13:24.113	**1:48.263**	27.467	45.197	35.599
8	13:15:12.445	**1:48.332**	27.944	44.792	35.596
9	13:17:00.684	**1:48.239**	27.768	45.178	35.293
10	13:18:49.799	**1:49.115**	27.683	45.972	35.460
11	13:20:37.021	**1:47.222**	27.568	44.681	34.973
12	13:22:24.348	**1:47.327**	27.616	44.296	35.415
13	13:24:11.504	**1:47.156**	27.616	44.603	34.937
14	13:28:48.527	**4:37.023**	28.138	48.209	3:20.676

(18) L. FERREIRA / R. tassi

Lap	Time of Day	Lap Tm	S1 Tm	S2 Tm	S3 Tm
1	13:02:31.460	**1:55.907**	33.606	46.214	36.087
2	13:04:19.565	**1:48.105**	27.649	45.378	35.078
3	13:06:08.173	**1:48.608**	27.745	45.423	35.440
4	13:07:57.710	**1:49.537**	27.238	45.881	36.418
5	13:09:47.562	**1:49.852**	28.653	45.124	36.075
6	13:11:35.678	**1:48.116**	27.465	44.984	35.667
7	13:13:24.358	**1:48.680**	28.138	45.152	35.390
8	13:16:47.440	**3:23.082**	27.526	46.023	2:09.533
9	13:18:39.472	**1:52.032**	31.781	45.270	34.981
10	13:20:26.784	**1:47.312**	27.407	45.003	34.902
11	13:22:14.139	**1:47.355**	27.432	45.030	34.893
12	13:24:01.622	**1:47.483**	27.500	45.188	34.795
13	13:25:50.070	**1:48.448**	27.239	45.983	35.226
14	13:27:39.241	**1:49.171**	27.314	45.926	35.931
15	13:29:27.843	**1:48.602**	28.209	45.186	35.207

(119) DEMETRIO C. TONON

Lap	Time of Day	Lap Tm	S1 Tm	S2 Tm	S3 Tm
1	13:04:10.993	**2:12.297**	45.666	49.109	37.522
2	13:06:05.088	**1:54.095**	29.292	47.434	37.369
3	13:07:56.772	**1:51.684**	28.353	46.784	36.547
4	13:09:47.253	**1:50.481**	28.888	45.606	35.987
5	13:11:36.581	**1:49.328**	28.714	45.648	34.966
6	13:13:26.158	**1:49.577**	27.896	45.955	35.726
7	13:15:13.954	**1:47.796**	27.706	44.689	35.401
8	13:17:02.480	**1:48.526**	27.761	45.756	35.009
9	13:18:50.349	**1:47.869**	27.578	44.646	35.645
10	13:20:37.673	**1:47.324**	27.627	44.637	35.060
11	13:22:25.101	**1:47.428**	27.609	44.875	34.944
12	13:24:13.022	**1:47.921**	28.019	44.778	35.124
13	13:26:03.064	**1:50.042**	27.878	46.593	35.571
14	13:27:53.781	**1:50.717**	27.887	45.194	37.636
15	13:29:42.510	**1:48.729**	28.331	45.461	34.937
16	13:31:30.361	**1:47.851**	27.877	44.604	35.370

(166) JAMES SHWERDTNER

Lap	Time of Day	Lap Tm	S1 Tm	S2 Tm	S3 Tm
1	13:04:44.810	**2:03.850**	36.878	48.953	38.019
2	13:06:35.289	**1:50.479**	27.728	46.066	36.685
3	13:08:25.239	**1:49.950**	27.803	45.753	36.394
4	13:10:14.755	**1:49.516**	27.534	45.981	36.001
5	13:12:04.386	**1:49.631**	28.020	45.633	35.978
6	13:13:53.508	**1:49.122**	27.997	45.323	35.802

2a ETAPA METROPOLITANO
1a ETAPA PARANAENSE
HORAIO DE DIVULGAÇÃO___:___

FEDERAÇÃO PARANAENSE DE AUTOMOBILISMO

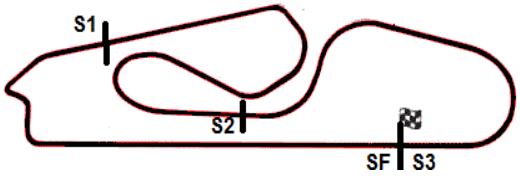

VELOCIDADE NO ASFALTO 2013

TURISMO — AUT INT RAUL BOESEL 3,765 Km

2o. TREINO LIVRE - TURISMO — 05/04/2013 13:00

Practice (30:00 Time)

Lap	Time of Day	Lap Tm	S1 Tm	S2 Tm	S3 Tm
7	13:15:42.729	**1:49.221**	27.675	45.275	36.271
8	13:17:31.829	**1:49.100**	27.484	45.660	35.956
9	13:19:19.781	**1:47.952**	27.393	45.219	35.340
10	13:21:08.504	**1:48.723**	27.864	45.041	35.818
11	13:22:57.918	**1:49.414**	27.700	46.134	35.580
12	13:24:46.353	**1:48.435**	27.723	45.361	35.351
13	13:26:33.977	**1:47.624**	27.384	44.965	35.275
14	13:28:22.016	**1:48.039**	27.470	45.397	35.172
15	13:30:09.929	**1:47.913**	27.721	45.054	35.138

(69) andrei carta / RUSLAN CARTA

Lap	Time of Day	Lap Tm	S1 Tm	S2 Tm	S3 Tm
1	13:04:13.286	**2:16.651**	46.823	52.960	36.868
2	13:06:10.124	**1:56.838**	29.020	49.311	38.507
3	13:08:04.839	**1:54.715**	26.415	45.572	42.728
4	13:11:16.390	**3:11.551**	29.618	46.382	1:55.551
5	13:13:04.552	**1:48.162**	30.619	43.898	33.645
6	13:16:25.163	**3:20.611**	26.569	45.463	2:08.579
7	13:18:25.928	**2:00.765**	41.784	44.528	34.453

(127) RODOLFO MANCIA

Lap	Time of Day	Lap Tm	S1 Tm	S2 Tm	S3 Tm
1	13:05:15.395	**2:03.797**	38.885	47.566	37.346
2	13:07:07.138	**1:51.743**	29.332	46.072	36.339
3	13:08:55.306	**1:48.168**	27.839	45.190	35.139

(71) -

Lap	Time of Day	Lap Tm	S1 Tm	S2 Tm	S3 Tm
1	13:03:19.500	**1:58.884**	35.926	46.328	36.630
2	13:05:10.136	**1:50.636**	28.229	45.855	36.552
3	13:06:59.712	**1:49.576**	27.961	45.535	36.080
4	13:08:49.526	**1:49.814**	27.893	45.458	36.463
5	13:10:38.111	**1:48.585**	28.045	44.657	35.883
6	13:12:26.699	**1:48.588**	27.653	-	-
7	13:14:15.237	**1:48.538**	28.162	44.971	35.405
8	13:16:04.239	**1:49.002**	27.720	45.346	35.936
9	13:17:52.454	**1:48.215**	27.794	45.363	35.058

(151) SILVANO DE BRITO

Lap	Time of Day	Lap Tm	S1 Tm	S2 Tm	S3 Tm
1	13:17:29.401	**8:39.459**	40.017	54.000	7:05.442
2	13:19:29.159	**1:59.758**	36.033	47.322	36.403
3	13:21:20.672	**1:51.513**	28.651	46.816	36.046
4	13:23:10.201	**1:49.529**	27.966	46.212	35.351
5	13:24:58.604	**1:48.403**	27.741	45.520	35.142
6	13:26:47.501	**1:48.897**	27.600	45.698	35.599
7	13:28:37.452	**1:49.951**	28.000	47.069	34.882
8	13:30:38.287	**2:00.835**	37.251	47.114	36.470

(128) W. PERES / M. vieira

Lap	Time of Day	Lap Tm	S1 Tm	S2 Tm	S3 Tm
1	13:02:29.001	**1:56.754**	34.388	47.268	35.098
2	13:04:17.539	**1:48.538**	28.574	45.421	34.543
3	13:06:06.801	**1:49.262**	27.700	45.413	36.149
4	13:07:57.497	**1:50.696**	27.967	46.077	36.652
5	13:10:04.551	**2:07.054**	29.206	46.185	51.663

(110) E.MALDONADO/R.BONATO

Lap	Time of Day	Lap Tm	S1 Tm	S2 Tm	S3 Tm
1	13:02:30.015	**2:03.081**	37.784	47.954	37.343
2	13:04:20.994	**1:50.979**	28.277	46.891	35.811
3	13:06:11.362	**1:50.368**	28.847	45.747	35.774
4	13:08:00.116	**1:48.754**	27.679	45.425	35.650
5	13:09:51.257	**1:51.141**	28.278	45.234	37.629
6	13:11:43.651	**1:52.394**	29.818	46.552	36.024
7	13:13:33.300	**1:49.649**	28.016	45.916	35.717
8	13:18:30.847	**4:57.547**	27.719	45.616	3:44.212
9	13:20:34.777	**2:03.930**	37.808	49.188	36.934
10	13:22:23.907	**1:49.130**	27.386	45.762	35.982
11	13:24:25.306	**2:01.399**	29.868	52.097	39.434
12	13:26:20.222	**1:54.916**	29.980	48.092	36.844

(173) FRANCISCO MARCOLLA

Lap	Time of Day	Lap Tm	S1 Tm	S2 Tm	S3 Tm
1	13:02:05.783	**2:01.765**	36.961	48.370	36.434
2	13:03:56.706	**1:50.923**	28.122	46.545	36.256
3	13:05:47.691	**1:50.985**	28.248	46.433	36.304
4	13:07:39.525	**1:51.834**	29.291	46.326	36.217
5	13:09:32.448	**1:52.923**	29.134	46.615	37.174
6	13:11:25.829	**1:53.381**	29.328	47.079	36.974
7	13:13:17.460	**1:51.631**	28.853	46.656	36.122
8	13:15:08.950	**1:51.490**	28.548	46.626	36.316
9	13:16:59.810	**1:50.860**	28.611	46.505	35.744
10	13:18:50.312	**1:50.502**	28.318	46.357	35.827
11	13:20:40.711	**1:50.399**	28.995	46.117	35.287
12	13:22:30.482	**1:49.771**	28.023	46.292	35.456
13	13:24:20.990	**1:50.508**	28.216	46.377	35.915
14	13:26:15.036	**1:54.046**	28.083	48.278	37.685

(132) R. MATOS / A. eccel

Lap	Time of Day	Lap Tm	S1 Tm	S2 Tm	S3 Tm
1	13:05:05.475	**2:09.915**	39.834	49.846	40.235
2	13:07:36.604	**2:31.129**	1:04.320	47.969	38.840
3	13:09:44.494	**2:07.890**	42.122	47.830	37.938
4	13:13:08.792	**3:24.298**	1:02.858	47.332	1:34.108
5	13:15:11.447	**2:02.655**	36.123	47.820	38.712
6	13:17:06.240	**1:54.793**	28.615	47.896	38.282
7	13:18:59.096	**1:52.856**	28.412	46.626	37.818
8	13:21:06.628	**2:07.532**	31.305	58.401	37.826
9	13:23:00.514	**1:53.886**	29.089	46.918	37.879
10	13:24:53.148	**1:52.634**	28.748	46.714	37.172
11	13:26:46.885	**1:53.737**	28.911	46.588	38.238
12	13:28:40.728	**1:53.843**	28.361	47.284	38.198
13	13:30:33.499	**1:52.771**	28.474	46.957	37.340

(133) DANNY BERTE JR

Lap	Time of Day	Lap Tm	S1 Tm	S2 Tm	S3 Tm
1	13:15:03.945	**2:07.342**	39.655	49.152	38.535
2	13:16:59.343	**1:55.398**	30.372	47.784	37.242
3	13:27:03.777	**10:04.434**	30.796	48.747	8:44.891