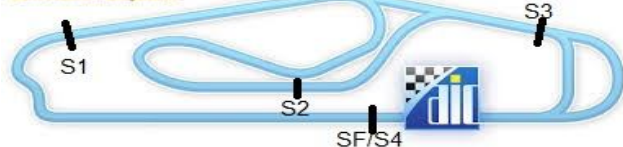




Desenho da pista



HORARIO ____: ____

500 Milhas de Motovelocidade


Motors Company

Aut Raul Boesel 3,695 km

PROVA - Motors Company

01/03/2015 08:30

Race (10 Laps) started at 8:45:50



Lap	Time of Day	Lap Tm	S1	S2	S3	S4
(4) Alexandre Motta Fernandes						
1	8:47:30.280	1:38.820	27.528	39.344	13.199	18.749
2	8:49:05.682	1:35.402	23.882	39.441	13.100	18.979
3	8:50:42.177	1:36.495	24.094	40.209	13.113	19.079
4	8:52:17.677	1:35.500	23.442	39.701	13.233	19.124
5	8:53:53.770	1:36.093	23.777	39.449	13.806	19.061
6	8:55:32.130	1:38.360	24.560	40.264	13.515	20.021
7	8:57:06.249	1:34.119	23.417	38.822	13.062	18.818
8	8:58:42.345	1:36.096	23.576	39.780	13.349	19.391
9	9:00:16.771	1:34.426	23.556	38.982	13.226	18.662
10	9:01:52.964	1:36.193	23.130	39.937	14.198	18.928

Lap	Time of Day	Lap Tm	S1	S2	S3	S4
(30) Robson M. de Campos						
1	8:47:29.454	1:39.240	27.694	39.252	13.529	18.765
2	8:49:05.367	1:35.913	24.272	38.994	13.490	19.157
3	8:50:41.499	1:36.132	24.366	39.256	13.606	18.904
4	8:52:17.280	1:35.781	23.554	39.689	13.454	19.084
5	8:53:53.519	1:36.239	23.462	39.711	13.998	19.068
6	8:55:31.807	1:38.288	24.140	40.653	13.534	19.961
7	8:57:05.845	1:34.038	23.298	38.831	13.317	18.592
8	8:58:42.798	1:36.953	23.224	40.257	13.192	20.280
9	9:00:18.362	1:35.564	23.578	39.327	13.340	19.319
10	9:01:54.033	1:35.671	23.153	39.426	14.374	18.718

Lap	Time of Day	Lap Tm	S1	S2	S3	S4
(2) Alberto Ferreira Jr						
1	8:47:33.519	1:41.607	28.237	41.215	13.133	19.022
2	8:49:10.463	1:36.944	25.053	39.849	13.060	18.982
3	8:50:48.457	1:37.994	25.156	40.359	12.909	19.570
4	8:52:26.114	1:37.657	25.007	39.326	13.501	19.823
5	8:54:02.852	1:36.738	24.861	40.004	12.603	19.270
6	8:55:40.578	1:37.726	25.673	39.929	13.023	19.101
7	8:57:18.195	1:37.617	24.950	40.158	13.166	19.343
8	8:58:55.108	1:36.913	25.317	39.345	13.019	19.232
9	9:00:31.736	1:36.628	24.415	39.841	12.906	19.466
10	9:02:08.498	1:36.762	25.846	39.557	12.996	18.363

Lap	Time of Day	Lap Tm	S1	S2	S3	S4
(23) Marcelo Freire de Castro						
1	8:47:35.467	1:44.637	30.532	40.608	14.014	19.483
2	8:49:11.905	1:36.438	24.351	39.638	13.373	19.076
3	8:50:47.907	1:36.002	24.121	39.283	13.359	19.239
4	8:52:25.596	1:37.689	24.482	40.043	13.608	19.556
5	8:54:03.919	1:38.323	24.347	39.675	13.798	20.503
6	8:55:42.339	1:38.420	25.868	39.966	13.623	18.963
7	8:57:18.403	1:36.064	24.164	40.009	13.165	18.726
8	8:58:54.857	1:36.454	24.235	39.509	13.460	19.250
9	9:00:31.358	1:36.501	24.349	39.319	13.581	19.252
10	9:02:09.585	1:38.227	26.024	39.566	13.500	19.137

Lap	Time of Day	Lap Tm	S1	S2	S3	S4
(18) Helvecio Rafael de Paula						
1	8:47:35.040	1:42.058	28.921	40.540	13.354	19.243
2	8:49:13.737	1:38.697	25.660	40.401	13.324	19.312
3	8:50:49.157	1:35.420	24.368	39.353	12.669	19.030
4	8:52:26.602	1:37.445	24.998	39.944	12.642	19.861
5	8:54:04.547	1:37.945	24.938	39.807	12.798	20.402
6	8:55:41.770	1:37.223	25.642	39.799	12.911	18.871
7	8:57:19.025	1:37.255	24.380	41.118	12.626	19.131
8	8:58:55.775	1:36.750	24.774	39.760	12.900	19.316
9	9:00:31.955	1:36.180	24.970	39.240	12.739	19.231
10	9:02:09.926	1:37.971	25.783	39.696	13.289	19.203

Lap	Time of Day	Lap Tm	S1	S2	S3	S4
(6) Andrey Leandro de Oliveira						
1	8:47:38.069	1:44.857	28.406	42.209	14.320	19.922
2	8:49:17.876	1:39.807	24.592	41.336	14.290	19.589
3	8:50:57.683	1:39.807	24.623	41.561	14.153	19.470
4	8:52:37.326	1:39.643	24.818	41.288	14.204	19.333

Lap	Time of Day	Lap Tm	S1	S2	S3	S4
5	8:54:19.490	1:42.164	25.175	41.490	15.782	19.717
6	8:56:01.684	1:42.194	24.278	42.793	15.086	20.037
7	8:57:40.824	1:39.140	24.810	40.882	13.986	19.462
8	8:59:24.031	1:43.207	25.615	43.332	14.290	19.470
9	9:01:03.423	1:39.392	25.050	40.896	14.314	19.132
10	9:02:43.945	1:40.522	24.559	40.702	14.833	20.428

Lap	Time of Day	Lap Tm	S1	S2	S3	S4
(28) Mauro Isaac Amancio						
1	8:47:34.361	1:41.673	27.374	41.372	13.661	19.266
2	8:49:14.001	1:39.640	26.067	40.408	13.705	19.460
3	8:50:51.352	1:37.351	24.612	39.837	13.429	19.473
4	8:52:31.911	1:40.559	25.357	41.336	14.202	19.664
5	8:54:12.349	1:40.438	25.746	41.332	13.845	19.515
6	8:55:55.501	1:43.152	26.507	42.045	15.084	19.516
7	8:57:35.814	1:40.313	25.733	40.515	14.158	19.907
8	8:59:17.745	1:41.931	25.549	42.184	14.388	19.810
9	9:01:00.948	1:43.203	25.654	42.351	14.647	20.551
10	9:02:43.975	1:43.027	25.671	41.680	15.023	20.653

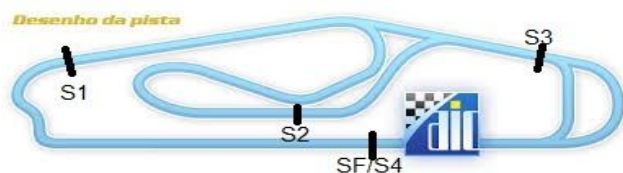
Lap	Time of Day	Lap Tm	S1	S2	S3	S4
(12) Eduardo Aceto						
1	8:47:38.786	1:44.834	28.720	42.613	14.092	19.409
2	8:49:20.952	1:42.166	25.749	42.300	14.466	19.651
3	8:51:03.008	1:42.056	25.663	42.525	14.358	19.510
4	8:52:44.273	1:41.265	25.698	42.004	14.008	19.555
5	8:54:25.153	1:40.880	25.520	42.013	13.957	19.390
6	8:56:05.258	1:40.105	25.412	41.333	13.799	19.561
7	8:57:46.611	1:41.353	26.479	41.538	14.025	19.311
8	8:59:27.421	1:40.810	25.831	41.382	13.739	19.858
9	9:01:07.191	1:39.770	25.696	41.314	13.744	19.016
10	9:02:45.689	1:38.498	25.009	40.946	13.505	19.038

Lap	Time of Day	Lap Tm	S1	S2	S3	S4
(32) Samir Haikal Jr						
1	8:48:01.236	2:01.346	29.526	49.510	16.994	25.316
2	8:49:45.496	1:44.260	25.840	42.741	14.403	21.276
3	8:51:29.247	1:43.751	25.939	41.781	14.822	21.209
4	8:53:10.083	1:40.836	24.982	42.092	14.090	19.672
5	8:54:49.504	1:39.421	25.173	40.896	13.635	19.717
6	8:56:29.941	1:40.437	26.586	40.756	13.878	19.217
7	8:58:07.841	1:37.900	24.786	40.204	13.440	19.470
8	8:59:46.868	1:39.027	25.242	40.248	13.698	19.839
9	9:01:24.468	1:37.600	24.590	40.179	13.513	19.318
10	9:03:02.710	1:38.242	25.406	40.215	13.309	19.312

Lap	Time of Day	Lap Tm	S1	S2	S3	S4
(14) Evandro Valerio						
1	8:47:43.954	1:49.224	29.792	45.208	14.058	20.166
2	8:49:27.812	1:43.858	26.384	43.323	13.912	20.239
3	8:51:09.948	1:42.136	25.708	42.539	13.816	20.073
4	8:52:52.741	1:42.793	25.999	42.555	14.063	20.176
5	8:54:35.128	1:42.387	26.223	42.405	13.550	20.209
6	8:56:17.199	1:42.071	25.808	42.192	13.525	20.546
7	8:58:02.862	1:45.663	25.992	43.222	14.536	21.913
8	8:59:43.890	1:41.028	25.553	42.094	13.304	20.077
9	9:01:23.965	1:40.075	25.407	40.992	13.891	19.785
10	9:03:04.546	1:40.581	25.680	42.350	13.118	19.433

Lap	Time of Day	Lap Tm	S1	S2	S3	S4
(27) Marcus David Dietrich						
1	8:47:43.690	1:49.042	29.827	43.619	14.694	20.902
2	8:49:29.353	1:45.663	26.260	44.486	14.205	20.712
3	8:51:14.737	1:45.384	25.921	43.264	14.882	21.317
4	8:53:02.048	1:47.311	26.025	44.694	14.878	21.714
5	8:54:49.188	1:47.140	26.618	44.151	14.827	21.544
6	8:56:36.331	1:47.143	27.988	42.918	14.916	21.321
7	8:58:22.886	1:46.555	26.430	43.928	14.862	21.335
8	9:00:08.508	1:45.622	26.938	43.330	14.393	20.961
9	9:01:53.727	1:45.219	25.874	43.617	14.911	20.817





HORARIO ____: ____

500 Milhas de Motovelocidade

Motors Company

Aut Raul Boesel 3,695 km

PROVA - Motors Company

01/03/2015 08:30

Race (10 Laps) started at 8:45:50

Lap	Time of Day	Lap Tm	S1	S2	S3	S4
(5) Andre Horacio de Souza						
1	8:47:52.514	1:53.454	30.198	46.538	15.461	21.257
2	8:49:40.638	1:48.124	26.485	44.770	15.051	21.818
3	8:51:26.154	1:45.516	26.439	43.845	14.574	20.658
4	8:53:11.950	1:45.796	26.328	44.006	14.959	20.503
5	8:54:56.999	1:45.049	25.886	43.898	14.651	20.614
6	8:56:41.677	1:44.678	26.040	42.776	14.666	21.196
7	8:58:26.020	1:44.343	26.244	43.165	14.439	20.495
8	9:00:09.221	1:43.201	25.894	42.340	14.489	20.478
9	9:01:54.440	1:45.219	25.771	44.571	14.621	20.256

Lap	Time of Day	Lap Tm	S1	S2	S3	S4
(3) Alessandro Carmona da Silva						
1	8:47:48.856	1:53.944	31.042	45.962	15.119	21.821
2	8:49:36.153	1:47.297	26.440	44.573	15.069	21.215
3	8:51:22.488	1:46.335	26.755	44.300	14.883	20.397
4	8:53:08.917	1:46.429	26.507	44.329	15.053	20.540
5	8:54:53.793	1:44.876	26.285	43.668	14.525	20.398
6	8:56:38.818	1:45.025	26.242	43.512	14.809	20.462
7	8:58:23.125	1:44.307	26.162	43.369	14.849	19.927
8	9:00:07.703	1:44.578	26.388	42.722	15.038	20.430
9	9:01:56.189	1:48.486	26.393	46.848	15.267	19.978

Lap	Time of Day	Lap Tm	S1	S2	S3	S4
(33) Sergio Securato						
1	8:47:50.142	1:56.550	32.201	47.562	15.407	21.380
2	8:49:41.371	1:51.229	27.986	46.556	15.467	21.220
3	8:51:29.503	1:48.132	26.200	45.061	15.085	21.786
4	8:53:18.061	1:48.558	26.667	45.288	15.274	21.329
5	8:55:05.728	1:47.667	26.429	45.057	15.389	20.792
6	8:56:48.738	1:43.010	25.935	42.483	14.570	20.022
7	8:58:31.796	1:43.058	25.796	42.972	14.193	20.097
8	9:00:17.129	1:45.333	27.307	43.737	14.324	19.965
9	9:02:00.776	1:43.647	25.688	42.421	14.133	21.405

Lap	Time of Day	Lap Tm	S1	S2	S3	S4
(7) Antonio Fabrizio Passari						
1	8:47:51.058	1:55.995	31.622	47.403	15.259	21.711
2	8:49:39.837	1:48.779	27.326	44.828	15.320	21.305
3	8:51:27.721	1:47.884	26.420	45.096	14.976	21.392
4	8:53:14.382	1:46.661	26.730	44.082	14.701	21.148
5	8:55:00.295	1:45.913	26.334	44.192	14.412	20.975
6	8:56:47.401	1:47.106	26.255	45.282	14.470	21.099
7	8:58:31.153	1:43.752	26.210	42.512	14.212	20.818
8	9:00:16.410	1:45.257	27.181	43.102	14.310	20.664
9	9:02:03.714	1:47.304	27.932	43.589	14.639	21.144

Lap	Time of Day	Lap Tm	S1	S2	S3	S4
(26) Marcos Eduardo Garcia						
1	8:47:57.920	1:56.968	31.728	47.676	15.612	21.952
2	8:49:45.384	1:47.464	26.111	45.364	14.745	21.244
3	8:51:31.886	1:46.502	26.162	44.067	15.030	21.243
4	8:53:17.788	1:45.902	24.711	44.665	15.179	21.347
5	8:55:00.983	1:43.195	24.916	43.440	14.124	20.715
6	8:56:45.869	1:44.886	24.943	45.231	14.223	20.489
7	8:58:33.270	1:47.401	30.006	42.966	14.132	20.297
8	9:00:19.569	1:46.299	26.450	44.229	14.350	21.270
9	9:02:04.871	1:45.302	25.132	43.986	14.403	21.781

Lap	Time of Day	Lap Tm	S1	S2	S3	S4
(9) Carlos Rodrigo Oliveira						
1	8:47:48.674	1:53.563	31.161	46.018	15.217	21.167
2	8:49:38.876	1:50.202	28.646	45.239	15.631	20.686
3	8:51:23.891	1:45.015	26.070	43.567	15.035	20.343
4	8:53:11.208	1:47.317	27.574	44.340	14.964	20.439
5	8:54:57.041	1:45.833	26.296	43.718	15.094	20.725
6	8:56:47.030	1:49.989	27.786	46.686	14.580	20.937
7	8:58:31.331	1:44.301	27.288	42.300	14.575	20.138
8	9:00:19.551	1:48.220	27.752	44.149	14.842	21.477
9	9:02:06.112	1:46.561	27.062	43.237	14.749	21.513

Lap	Time of Day	Lap Tm	S1	S2	S3	S4
(25) Marco Antonio Alves						
1	8:47:48.984	1:54.422	29.567	47.035	15.754	22.066
2	8:49:39.511	1:50.527	27.751	45.584	15.417	21.775
3	8:51:29.265	1:49.754	27.197	45.397	15.227	21.933
4	8:53:17.709	1:48.444	26.594	44.844	15.430	21.576
5	8:55:06.021	1:48.312	26.551	45.091	15.287	21.383
6	8:56:54.458	1:48.437	26.889	44.467	15.568	21.513
7	8:58:43.156	1:48.698	27.063	44.968	15.332	21.335
8	9:00:30.380	1:47.224	26.558	43.883	15.129	21.654
9	9:02:19.070	1:48.690	27.950	44.312	15.106	21.322

Lap	Time of Day	Lap Tm	S1	S2	S3	S4
(10) Derick Rene Filippini						
1	8:47:52.805	1:56.679	32.849	47.162	14.331	22.337
2	8:49:42.289	1:49.484	27.463	44.773	14.456	22.792
3	8:51:31.011	1:48.722	27.670	45.057	13.890	22.105
4	8:53:19.969	1:48.958	28.328	45.176	13.519	21.935
5	8:55:08.887	1:48.918	27.910	45.280	13.747	21.981
6	8:56:56.640	1:47.753	27.334	44.840	13.843	21.736
7	8:58:44.031	1:47.391	27.604	44.454	13.450	21.883
8	9:00:31.740	1:47.709	27.475	44.589	13.516	22.129
9	9:02:20.242	1:48.502	27.404	44.996	13.888	22.214

Lap	Time of Day	Lap Tm	S1	S2	S3	S4
(34) Thiago de Moraes Ribeiro						
1	8:47:55.288	1:59.077	31.568	48.662	16.210	22.637
2	8:49:48.423	1:53.135	27.822	46.465	15.841	23.007
3	8:51:42.427	1:54.004	28.374	46.607	15.930	23.093
4	8:53:38.582	1:56.155	28.495	48.111	16.477	23.072
5	8:55:34.147	1:55.565	28.379	47.841	16.297	23.048
6	8:57:27.299	1:53.152	28.127	47.046	15.632	22.347
7	8:59:24.486	1:57.187	28.994	48.209	16.470	23.514
8	9:01:17.948	1:53.462	28.313	46.814	15.854	22.481
9	9:03:12.227	1:54.279	28.610	47.021	15.541	23.107

Lap	Time of Day	Lap Tm	S1	S2	S3	S4
(8) Breno Corradi Soares						
1	8:47:55.983	1:59.325	32.217	47.999	15.978	23.131
2	8:49:51.076	1:55.093	29.183	47.092	15.799	23.019
3	8:51:47.422	1:56.346	29.594	47.329	16.228	23.195
4	8:53:44.003	1:56.581	29.859	47.409	16.234	23.079
5	8:55:39.916	1:55.913	29.937	47.261	16.046	22.669
6	8:57:35.664	1:55.748	29.555	47.056	16.228	22.909
7	8:59:29.168	1:53.504	28.765	46.416	15.578	22.745
8	9:01:24.400	1:55.232	29.506	46.370	15.591	23.765
9	9:03:20.231	1:55.831	30.039	46.791	16.302	22.699

Lap	Time of Day	Lap Tm	S1	S2	S3	S4
(17) Gilmar Fronza						
1	8:48:10.370	2:08.645	36.537	51.797	17.072	23.239
2	8:50:08.857	1:58.487	29.764	49.222	17.312	22.189
3	8:52:06.909	1:58.052	29.962	48.708	17.193	22.189
4	8:54:05.100	1:58.191	28.911	49.561	16.896	22.823
5	8:56:05.499	2:00.399	32.091	49.358	16.620	22.330
6	8:58:03.668	1:58.169	30.455	48.301	16.784	22.629
7	9:00:03.320	1:59.652	29.124	49.579	17.451	23.498
8	9:02:00.575	1:57.255	29.263	49.631	16.539	21.822

Lap	Time of Day	Lap Tm	S1	S2	S3	S4
(35) Vagner Francisco da Silva						
1	8:47:58.170	2:01.910	32.066	49.868	16.861	23.115
2	8:49:57.109	1:58.939	28.763	49.903	16.759	23.514
3	8:51:58.443	2:01.334	29.644	51.312	17.222	23.156
4	8:53:59.513	2:01.070	29.381	49.911	17.559	24.219
5	8:56:02.429	2:02.916	31.390	50.611	17.045	23.870
6	8:58:03.226	2:00.797	29.253	50.304	17.288	23.952
7	9:00:03.336	2:00.110	28.844	49.734	17.518	24.014
8	9:02:00.704	1:57.368	28.835	48.217	17.274	23.042
(15) Fabio de Araujo Silva						
1	8:47:59.895	1:59.762	30.932	49.424	16.267	23.139

Cronometragem

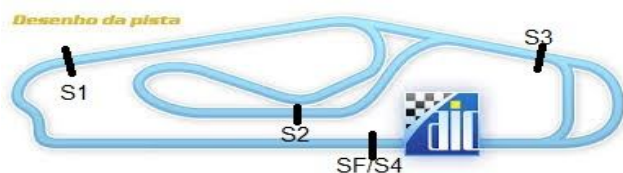
Diretor de Prova

Comissários Desportivos

Orbits



HORARIO____:____



500 Milhas de Motovelocidade

Motors Company

Aut Raul Boesel 3,695 km

PROVA - Motors Company

01/03/2015 08:30

Race (10 Laps) started at 8:45:50

Lap	Time of Day	Lap Tm	S1	S2	S3	S4
2	8:49:57.192	1:57.297	27.850	49.556	16.521	23.370
3	8:51:53.608	1:56.416	28.180	48.928	16.280	23.028
4	8:53:50.071	1:56.463	28.162	49.184	15.847	23.270
5	8:56:00.881	2:10.810	38.444	51.132	16.907	24.327
6	8:58:04.186	2:03.305	31.651	50.561	16.833	24.260
7	9:00:05.612	2:01.426	30.292	50.910	17.250	22.974
8	9:02:04.644	1:59.032	29.379	50.280	16.238	23.135

Lap	Time of Day	Lap Tm	S1	S2	S3	S4
-----	-------------	--------	----	----	----	----

(24) Marcia Reis

1	8:48:02.379	2:03.310	32.653	50.161	15.748	24.748
2	8:50:03.143	2:00.764	29.737	50.310	16.415	24.302
3	8:52:03.157	2:00.014	30.055	49.235	16.418	24.306
4	8:54:02.753	1:59.596	30.100	49.447	16.160	23.889
5	8:56:06.476	2:03.723	32.272	50.425	16.172	24.854
6	8:58:07.449	2:00.973	31.325	49.392	16.395	23.861
7	9:00:07.244	1:59.795	30.345	48.378	16.697	24.375
8	9:02:06.574	1:59.330	30.153	48.308	16.312	24.557

(20) Jose Pires Neto

1	8:48:09.079	2:09.187	34.922	52.615	16.054	25.596
2	8:50:13.684	2:04.605	32.289	51.309	16.015	24.992
3	8:52:17.703	2:04.019	31.793	50.808	15.725	25.693
4	8:54:24.803	2:07.100	32.757	53.119	16.145	25.079
5	8:56:26.780	2:01.977	31.576	50.453	15.281	24.667
6	8:58:28.234	2:01.454	31.501	49.856	15.807	24.290
7	9:00:30.716	2:02.482	32.350	50.454	15.574	24.104
8	9:02:30.397	1:59.681	30.667	49.614	15.104	24.296

(11) Dolivar Jimenes Junior

1	8:47:52.145	1:56.208	31.180	47.584	15.568	21.876
2	8:49:42.792	1:50.647	27.446	46.119	15.317	21.765
3	8:51:31.882	1:49.090	26.653	45.474	15.395	21.568
4	8:53:19.861	1:47.979	27.059	44.200	15.088	21.632
5	8:55:07.415	1:47.554	26.898	45.024	14.919	20.713

Cronometragem

Diretor de Prova

Comissários Desportivos

Orbits

