

HORARIO ____: ____

500 Milhas de Motovelocidade


100 Milhas

Aut Raul Boelsel 3,695 km

2o. Treino Classificatório - 100 Milhas

28/02/2015 17:20

Qualifying (40:00 Time) started at 17:20:30



Lap	Time of Day	Lap Tm	S1	S2	S3	S4
(43) RF RACING						
1	17:22:55.854	1:49.583		43.250	13.254	21.151
2	17:24:38.621	1:42.767	26.723	42.350	13.032	20.662
3	17:26:20.773	1:42.152	26.241	42.024	12.875	21.012
4	17:28:01.535	1:40.762	25.884	41.599	12.808	20.471
5	17:29:41.998	1:40.463	25.849	41.469	12.674	20.471
6	17:31:22.740	1:40.742	25.798	41.820	12.781	20.343
7	17:33:03.171	1:40.431	25.662	41.472	12.817	20.480
8	17:34:44.671	1:41.500	26.558	41.766	12.719	20.457
9	17:36:25.226	1:40.555	25.846	41.359	13.098	20.252
10	17:38:05.027	1:39.801	25.837	41.140	12.575	20.249
11	17:39:44.889	1:39.862	25.804	41.248	12.560	20.250
12	17:41:26.981	1:42.092	25.753	41.390	14.374	20.575
13	17:43:07.285	1:40.304	25.777	41.472	12.552	20.503
14	17:44:47.393	1:40.108	25.922	41.171	12.719	20.296
15	17:46:28.292	1:40.899	25.921	41.360	12.786	20.832
16	17:48:08.739	1:40.447	25.802	41.407	12.666	20.572

Lap	Time of Day	Lap Tm	S1	S2	S3	S4
2	17:25:43.630	1:54.883	29.276	47.314	15.150	23.143
3	17:27:33.495	1:49.865	28.126	44.176	14.635	22.928
4	17:29:23.063	1:49.568	27.917	44.545	14.566	22.540
5	17:31:11.817	1:48.754	27.851	43.832	14.410	22.661
6	17:33:00.726	1:48.909	27.788	44.182	14.413	22.526
7	17:34:51.479	1:50.753	29.599	44.322	14.134	22.698
8	17:36:40.516	1:49.037	27.678	44.557	14.453	22.349
9	17:38:28.184	1:47.668	27.517	43.703	14.117	22.331
p10	17:41:43.483	3:15.299	28.150	45.941	16.181	
11	17:43:46.815	2:03.332		48.386	14.962	22.846
12	17:45:35.762	1:48.947	28.703	44.554	13.754	21.936
13	17:47:24.955	1:49.193	28.434	44.504	13.732	22.523
14	17:49:12.706	1:47.751	27.814	44.151	13.685	22.101
15	17:50:57.999	1:45.293	27.323	43.356	13.530	21.084
16	17:52:43.287	1:45.288	26.938	43.521	13.451	21.378
17	17:54:27.676	1:44.389	27.429	42.754	13.269	20.937
18	17:56:10.906	1:43.230	26.802	42.636	13.009	20.783
19	17:57:54.062	1:43.156	26.694	42.660	13.087	20.715
20	17:59:37.749	1:43.687	26.995	42.909	12.941	20.842
21	18:01:21.746	1:43.997	27.286	42.815	13.058	20.838

Lap	Time of Day	Lap Tm	S1	S2	S3	S4
(45) WR EXHAUST RACER						
1	17:22:37.607	1:59.900		46.595	14.356	22.454
2	17:24:23.070	1:45.463	27.643	43.461	13.126	21.233
3	17:26:07.997	1:44.927	27.220	42.936	13.714	21.057
4	17:27:52.452	1:44.455	27.112	43.005	13.397	20.941
5	17:29:36.269	1:43.817	27.198	42.688	12.925	21.006
6	17:31:19.823	1:43.554	26.830	42.768	12.882	21.074
7	17:33:03.171	1:43.348	26.875	42.578	12.990	20.905
8	17:34:46.881	1:43.710	27.188	42.587	13.039	20.896
9	17:36:29.653	1:42.772	26.811	42.366	12.889	20.706
10	17:38:11.881	1:42.228	26.455	42.277	12.792	20.704
11	17:39:54.919	1:43.038	27.250	42.448	12.653	20.687
12	17:41:38.027	1:43.108	26.938	42.533	12.786	20.851
13	17:43:21.894	1:43.867	26.717	43.754	12.709	20.687
14	17:45:04.178	1:42.284	26.202	42.575	12.688	20.819
p15	17:49:09.392	4:05.214	27.193	43.020	14.619	
16	17:51:01.983	1:52.591		44.659	13.715	21.682
17	17:52:48.236	1:46.253	27.514	43.555	13.670	21.514
18	17:54:36.660	1:48.424	29.523	43.613	13.508	21.780
19	17:56:23.315	1:46.655	27.666	43.712	13.417	21.860
20	17:58:09.981	1:46.666	27.252	43.719	13.532	22.163
21	17:59:56.468	1:46.487	27.570	43.439	13.519	21.959
22	18:01:42.911	1:46.443	27.190	44.502	13.331	21.420

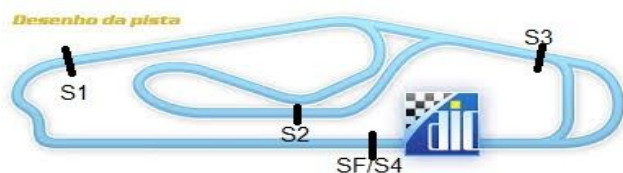
Lap	Time of Day	Lap Tm	S1	S2	S3	S4
(17) TECFIL RACING TEAM RJ						
1	17:23:43.577	2:04.082		49.832	14.503	25.189
2	17:25:34.600	1:51.023	29.079	45.198	14.126	22.620
3	17:27:22.916	1:48.316	28.231	43.926	13.661	22.498
4	17:29:10.871	1:47.955	27.690	44.161	13.671	22.433
p5	17:31:38.832	2:27.961	27.923	45.194	14.827	
6	17:33:33.511	1:54.679		44.483	13.745	22.617
7	17:35:21.904	1:48.393	27.579	44.699	13.647	22.468
8	17:37:09.657	1:47.753	27.856	44.106	13.561	22.230
9	17:38:56.839	1:47.182	27.478	44.178	13.407	22.119
10	17:40:43.486	1:46.647	27.432	43.631	13.338	22.246
11	17:42:30.706	1:47.220	27.501	43.766	13.490	22.463
12	17:44:17.442	1:46.736	27.594	43.606	13.421	22.115
13	17:46:03.325	1:45.883	27.216	43.403	13.264	22.000
p14	17:49:07.092	3:03.767	27.453	43.673	13.956	
15	17:50:57.929	1:50.837	27.536	43.713	13.236	21.725
16	17:52:43.208	1:45.279	27.657	43.034	13.408	21.180
17	17:54:26.491	1:43.283	27.024	42.667	12.886	20.706
18	17:56:09.896	1:43.405	26.980	42.456	12.943	21.026
19	17:57:53.673	1:43.777	27.093	42.542	13.025	21.117
20	17:59:37.550	1:43.877	27.096	42.546	12.922	21.313
21	18:01:20.945	1:43.395	27.102	42.444	12.952	20.897

Lap	Time of Day	Lap Tm	S1	S2	S3	S4
(11) WR RACING/SUZUKI SBK						
1	17:22:37.976	1:57.321		45.966	13.708	22.530
2	17:24:23.490	1:45.514	27.530	44.156	12.974	20.854
3	17:26:07.971	1:44.481	26.596	42.986	13.696	21.203
4	17:27:52.212	1:44.241	26.877	43.222	13.000	21.142
5	17:29:37.009	1:44.797	27.187	42.898	13.502	21.210
6	17:31:19.742	1:42.733	26.678	42.899	12.790	20.366
7	17:33:02.638	1:42.896	26.679	42.748	12.839	20.630
8	17:34:46.812	1:44.174	27.603	42.783	13.137	20.651
9	17:36:29.562	1:42.750	26.742	42.514	13.174	20.320
10	17:38:11.852	1:42.290	26.284	42.612	12.831	20.563
11	17:39:54.870	1:43.018	27.014	42.987	12.669	20.348
12	17:41:37.902	1:43.032	26.867	42.758	12.910	20.497
13	17:43:21.788	1:43.886	26.825	43.926	12.782	20.353
14	17:45:04.214	1:42.426	26.670	42.822	12.748	20.186
15	17:46:47.454	1:43.240	26.264	42.878	13.020	21.078
p16	17:54:52.252	8:04.798	26.507	43.973	15.472	
17	17:56:47.414	1:55.162		45.558	14.065	22.560
18	17:58:36.748	1:49.334	28.128	44.987	13.896	22.323
19	18:00:27.998	1:51.250	28.614	45.480	14.034	23.122

Lap	Time of Day	Lap Tm	S1	S2	S3	S4
(77) DUDA RACING TEAM/HARAS#77						
1	17:22:37.231	2:00.546		46.530	14.404	22.286
2	17:24:24.447	1:47.216	27.865	43.995	13.474	21.882
3	17:26:08.906	1:44.459	26.747	43.301	13.367	21.044
4	17:27:54.002	1:45.096	26.780	43.091	13.385	21.840
5	17:29:37.609	1:43.607	26.703	42.696	13.229	20.979
6	17:31:20.943	1:43.334	26.449	42.755	13.146	20.984
7	17:33:05.053	1:44.110	26.472	42.875	13.469	21.294
8	17:34:50.776	1:45.723	27.033	43.564	13.330	21.796
p9	17:38:53.746	4:02.970	27.417	44.699	14.580	
10	17:40:47.757	1:54.011		45.157	13.835	22.483
11	17:42:38.262	1:50.505	28.436	45.093	13.965	23.011
12	17:44:27.205	1:48.943	28.188	44.522	13.635	22.598
13	17:46:16.300	1:49.095	27.951	44.812	13.750	22.582
14	17:48:05.771	1:49.471	27.889	44.788	13.755	23.039
15	17:49:54.878	1:49.107	28.149	44.650	13.690	22.618
16	17:51:43.808	1:48.930	27.795	44.617	13.594	22.924
17	17:53:32.864	1:49.056	27.841	44.176	14.491	22.548
18	17:55:21.600	1:48.736	28.127	44.500	13.799	22.310
19	17:57:09.457	1:47.857	27.716	44.180	14.039	21.922
20	17:58:56.969	1:47.512	27.632	44.168	13.702	22.010
21	18:00:45.166	1:48.197	27.542	44.990	13.679	21.986

Lap	Time of Day	Lap Tm	S1	S2	S3	S4
(28) TECFIL RACING TEAM RJ						
1	17:23:48.747	2:06.401		48.570	15.943	26.347





HORARIO: _____

500 Milhas de Motovelocidade

100 Milhas

Aut Raul Boelsel 3,695 km

2o. Treino Classificatório - 100 Milhas

28/02/2015 17:20

Qualifying (40:00 Time) started at 17:20:30

Lap	Time of Day	Lap Tm	S1	S2	S3	S4
(21) DUDA RACING TEAM						
1	17:22:50.665	2:06.882		50.288	15.284	23.638
2	17:24:43.631	1:52.966	29.107	47.066	14.450	22.343
3	17:26:35.043	1:51.412	27.984	46.200	14.443	22.785
4	17:28:25.650	1:50.607	28.135	45.749	14.208	22.515
5	17:30:16.479	1:50.829	27.983	45.792	14.129	22.925
6	17:32:07.607	1:51.128	28.442	46.245	14.131	22.310
7	17:33:58.809	1:51.202	28.275	45.447	14.958	22.522
8	17:35:49.573	1:50.764	28.384	45.591	14.079	22.710
9	17:37:42.732	1:53.159	28.468	47.120	14.294	23.277
10	17:39:33.781	1:53.049	29.217	46.636	14.298	22.898
p11	17:42:03.579	2:27.798	29.034	46.721	15.565	
12	17:44:00.141	1:56.562		45.142	14.256	22.490
13	17:45:46.974	1:46.833	27.529	43.743	13.833	21.728
14	17:47:34.759	1:47.785	27.143	43.357	13.541	23.744
15	17:49:20.691	1:45.932	27.445	43.012	13.766	21.709
16	17:51:04.339	1:43.648	26.809	42.450	13.440	20.949
17	17:52:48.446	1:44.107	26.499	43.070	13.317	21.221
18	17:54:32.129	1:43.683	26.807	42.629	13.495	20.752
19	17:56:15.718	1:43.589	26.701	42.487	13.512	20.889
20	17:57:59.667	1:43.949	26.718	42.561	13.576	21.094
21	17:59:43.683	1:44.016	26.726	42.632	13.555	21.103
22	18:01:29.351	1:45.668	26.864	43.645	13.719	21.440

Lap	Time of Day	Lap Tm	S1	S2	S3	S4
(53) PODIUM RACING / ARTHUR RACING						
1	17:22:37.981	1:58.984		46.575	14.309	22.612
2	17:24:24.330	1:46.349	28.116	43.698	13.231	21.304
3	17:26:08.548	1:44.218	26.757	43.144	13.274	21.043
4	17:27:54.563	1:46.015	26.977	42.960	13.305	22.773
5	17:29:39.407	1:44.844	26.979	43.067	13.291	21.507
p6	17:31:54.506	2:15.099	27.313	44.056	13.580	
7	17:33:49.630	1:55.124		45.218	13.941	22.440
8	17:35:38.790	1:49.160	28.194	44.425	13.992	22.549
9	17:37:27.199	1:48.409	27.610	44.454	13.785	22.560
10	17:39:15.955	1:48.756	28.559	44.281	13.544	22.372
11	17:41:03.483	1:47.528	27.768	44.081	13.560	22.119
12	17:42:52.029	1:48.546	27.845	44.190	14.066	22.445
13	17:44:40.119	1:48.090	27.692	44.233	13.930	22.235
14	17:46:28.415	1:48.296	27.859	44.167	13.997	22.273
15	17:48:15.123	1:46.708	26.980	43.762	13.906	22.060
16	17:50:02.898	1:47.775	27.497	43.643	14.296	22.339
p17	17:52:16.998	2:14.100	27.580	44.087	14.033	
18	17:54:09.427	1:52.429		44.223	14.077	22.010
19	17:55:55.459	1:46.032	27.144	43.724	13.402	21.762
p20	17:59:03.413	3:07.954	26.874	44.636	14.709	
21	18:00:57.974	1:54.561		44.942	14.182	22.793

Lap	Time of Day	Lap Tm	S1	S2	S3	S4
(72) PRT PLAYSTATION						
1	17:22:56.883	1:51.156		43.742	13.348	21.198
2	17:24:42.880	1:45.997	28.331	43.650	12.921	21.095
3	17:26:28.959	1:46.079	27.277	43.409	13.176	22.217
4	17:28:14.072	1:45.113	27.476	43.413	13.012	21.212
5	17:29:58.511	1:44.439	27.283	43.067	12.988	21.101
6	17:31:43.468	1:44.957	27.720	43.278	12.974	20.985
7	17:33:28.853	1:45.385	27.316	43.742	12.940	21.387
8	17:35:16.518	1:47.665	27.832	45.737	13.183	20.913
9	17:37:01.160	1:44.642	27.195	43.149	13.001	21.297
p10	17:43:15.252	6:14.092	28.421	45.680	14.321	
11	17:45:07.349	1:52.097		43.549	12.836	21.038
12	17:46:52.243	1:44.894	27.386	43.508	12.906	21.094
13	17:48:37.124	1:44.881	27.394	43.176	12.997	21.314
p14	17:51:46.610	3:09.486	27.785	44.565	14.033	
15	17:53:38.539	1:51.929		44.571	13.576	21.181
16	17:55:23.220	1:44.681	27.480	43.410	12.878	20.913
17	17:57:08.077	1:44.857	27.123	43.369	13.181	21.184

Lap	Time of Day	Lap Tm	S1	S2	S3	S4
18	17:58:53.604	1:45.527	27.708	43.675	13.007	21.137
19	18:00:38.749	1:45.145	27.408	43.490	13.040	21.207

(3) CONEXÃO COMPETIÇÕES						
Lap	Time of Day	Lap Tm	S1	S2	S3	S4
1	17:22:43.101	1:57.366		45.338	14.188	21.764
2	17:24:29.677	1:46.576	27.390	43.904	13.518	21.764
3	17:26:16.576	1:46.899	27.458	43.946	13.606	21.889
4	17:28:02.090	1:45.514	27.339	43.575	13.408	21.192
5	17:29:46.679	1:44.589	26.658	42.964	13.420	21.547
6	17:31:32.418	1:45.739	27.097	43.287	13.529	21.826
7	17:33:18.707	1:46.289	27.357	43.602	13.715	21.615
8	17:35:04.646	1:45.939	27.293	43.414	13.587	21.645
9	17:36:50.372	1:45.726	27.399	43.442	13.632	21.253
10	17:38:37.042	1:46.670	27.058	43.574	14.116	21.922

(89) DUDA RACING TEAM						
Lap	Time of Day	Lap Tm	S1	S2	S3	S4
1	17:22:42.959	1:58.269		46.765	14.147	23.390
2	17:24:33.074	1:50.115	28.325	45.353	13.702	22.735
3	17:26:21.343	1:48.269	27.670	44.415	13.745	22.439
4	17:28:08.872	1:47.529	27.381	44.164	13.584	22.400
5	17:29:56.219	1:47.347	27.499	44.079	13.515	22.254
6	17:31:42.941	1:46.722	27.209	44.014	13.247	22.252
7	17:33:29.355	1:46.414	27.693	43.968	13.293	21.460
8	17:35:16.018	1:46.663	27.599	43.848	13.391	21.825
9	17:37:01.878	1:45.860	27.467	43.492	13.337	21.564
10	17:38:48.161	1:46.283	27.199	43.897	13.319	21.868
p11	17:42:05.661	3:17.500	27.266	43.567	15.051	
12	17:44:06.893	2:01.232		48.156	14.722	23.784
13	17:46:02.779	1:55.886	29.942	47.898	14.527	23.519
14	17:47:58.126	1:55.347	29.681	47.667	14.400	23.599
15	17:49:51.027	1:52.901	29.088	46.793	14.242	22.778
16	17:51:43.833	1:52.806	29.110	46.429	14.151	23.116
17	17:53:35.495	1:51.662	28.976	45.718	14.188	22.780
18	17:55:27.899	1:52.404	28.678	46.728	14.179	22.819
19	17:57:21.613	1:53.714	29.221	47.135	14.379	22.979
20	17:59:14.511	1:52.898	29.029	46.369	14.204	23.296

(96) DUENDE RACING						
Lap	Time of Day	Lap Tm	S1	S2	S3	S4
1	17:24:02.549	3:04.703		45.533	13.571	1:31.699
2	17:25:53.156	1:50.607	30.297	44.482	13.647	22.181
3	17:27:39.840	1:46.684	27.306	43.878	13.534	21.966
4	17:29:27.520	1:47.680	28.120	44.150	13.482	21.928
5	17:31:14.640	1:47.120	27.943	43.651	13.538	21.988
6	17:33:01.076	1:46.436	27.806	43.403	13.365	21.862
7	17:34:48.335	1:47.259	27.512	44.102	13.305	22.340
8	17:36:35.326	1:46.991	27.457	43.904	13.501	22.129
9	17:38:23.706	1:48.380	27.477	44.772	13.866	22.265
10	17:40:11.780	1:48.074	27.852	43.856	13.596	22.770
p11	17:42:32.442	2:20.662	28.220	44.447	14.964	
12	17:44:28.650	1:56.208		45.837	13.975	22.565
13	17:46:19.753	1:51.103	27.946	45.788	14.394	22.975
14	17:48:09.274	1:49.521	28.319	45.383	13.693	22.126
15	17:49:59.899	1:50.625	28.815	44.945	14.131	22.734
16	17:51:49.867	1:49.968	28.248	44.986	14.233	22.501
p17	17:54:51.019	3:01.152	28.366	45.286	14.725	
18	17:56:47.263	1:56.244		45.684	14.296	22.568
19	17:58:37.160	1:49.897	28.783	45.292	13.721	22.101
20	18:00:27.483	1:50.323	27.894	45.111	14.552	22.766

(70) TECFIL RACING TEAM						
Lap	Time of Day	Lap Tm	S1	S2	S3	S4
1	17:23:04.655	2:00.420		46.715	14.432	22.682
2	17:24:57.849	1:53.194	28.543	45.553	15.905	23.193
3	17:26:47.247	1:49.398	28.312	45.756	13.606	21.724
4	17:28:34.766	1:47.519	28.075	44.303	13.586	21.555
5	17:30:22.897	1:48.131	27.923	44.543	13.839	21.826
p6	17:32:53.234	2:30.337	28.847	46.199	15.831	

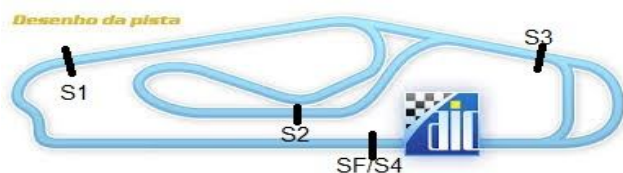
Cronometragem

Diretor de Prova

Comissários Desportivos

Orbits





HORARIO___:___

500 Milhas de Motovelocidade

100 Milhas

Aut Raul Boelsel 3,695 km

2o. Treino Classificatório - 100 Milhas

28/02/2015 17:20

Qualifying (40:00 Time) started at 17:20:30

Lap	Time of Day	Lap Tm	S1	S2	S3	S4
7	17:34:56.973	2:03.739		46.658	14.604	23.221
8	17:36:50.373	1:53.400	28.993	46.219	14.870	23.318
9	17:38:43.150	1:52.777	28.749	46.677	14.469	22.882
10	17:40:36.775	1:53.625	29.057	46.640	14.590	23.338
11	17:42:30.992	1:54.217	29.125	46.654	14.597	23.841
12	17:44:25.555	1:54.563	29.084	46.888	14.624	23.967
13	17:47:51.602	3:26.047	29.361	47.329	14.440	1:54.917
p14	17:51:49.496	3:57.894	37.599	51.885	16.434	
15	17:53:48.678	1:59.182		46.498	14.137	23.093
16	17:55:37.761	1:49.083	28.520	44.972	13.711	21.880
17	17:57:26.993	1:49.232	27.815	44.741	14.931	21.745
18	17:59:15.057	1:48.064	27.890	44.861	13.480	21.833
19	18:01:04.831	1:49.774	28.789	46.131	13.454	21.400

(15) WR RACING

Lap	Time of Day	Lap Tm	S1	S2	S3	S4
1	17:22:41.893	2:00.422		46.927	14.532	24.028
2	17:24:35.107	1:53.214	29.782	46.163	14.107	23.162
3	17:26:29.455	1:54.348	29.304	47.546	14.207	23.291
4	17:28:22.302	1:52.847	29.213	46.455	14.249	22.930
5	17:30:13.473	1:51.171	28.511	45.725	13.877	23.058
6	17:32:07.035	1:53.562	29.217	46.306	14.490	23.549
7	17:34:28.460	2:21.425	29.678	1:07.674	17.539	26.534
8	17:36:41.696	2:13.236	41.306	53.450	15.397	23.083
p9	17:39:13.402	2:31.706	29.987	48.924	15.892	
10	17:41:15.077	2:01.675		47.327	14.549	23.502
11	17:43:08.169	1:53.092	28.982	47.131	14.380	22.599
12	17:44:58.986	1:50.817	28.469	45.352	14.090	22.906
13	17:46:49.522	1:50.536	28.719	45.751	13.814	22.252
14	17:48:38.851	1:49.329	28.238	44.856	13.980	22.255
15	17:50:27.476	1:48.625	28.243	44.486	13.713	22.183
p16	17:54:13.719	3:46.243	30.277	56.642	18.384	
17	17:56:24.176	2:10.457		47.135	14.393	21.727
18	17:58:12.311	1:48.135	27.765	43.996	13.886	22.488
19	18:00:01.032	1:48.721	27.963	45.002	13.583	22.173

(13) SIMOHARA COMPETIÇÕES

Lap	Time of Day	Lap Tm	S1	S2	S3	S4
1	17:23:40.833	2:12.988		52.048	16.188	24.644
2	17:25:42.577	2:01.744	32.042	50.150	15.113	24.439
3	17:27:40.177	1:57.600	30.426	48.362	14.929	23.883
4	17:29:37.928	1:57.751	30.639	48.899	14.915	23.298
5	17:31:33.180	1:55.252	29.843	47.269	14.488	23.652
6	17:33:29.482	1:56.302	30.397	47.698	14.337	23.870
7	17:35:23.937	1:54.455	29.691	47.266	14.369	23.129
8	17:37:18.149	1:54.212	29.782	47.114	14.129	23.187
9	17:39:13.083	1:54.934	30.235	47.124	14.277	23.298
10	17:41:06.827	1:53.744	30.056	46.812	14.092	22.784
p11	17:43:37.989	2:31.162	30.456	47.110	15.812	
12	17:45:35.154	1:57.165		46.357	14.187	22.605
13	17:47:26.318	1:51.164	29.485	45.366	13.976	22.337
14	17:49:16.026	1:49.708	28.582	44.969	13.827	22.330
15	17:51:04.762	1:48.736	28.390	44.629	13.690	22.027
16	17:52:53.176	1:48.414	27.582	44.894	13.921	22.017
17	17:54:42.516	1:49.340	27.985	45.341	13.850	22.164
18	17:56:31.151	1:48.635	28.085	44.835	13.799	21.916
19	17:58:19.818	1:48.667	28.165	45.100	13.694	21.708

(26) IMPACTO RACING

Lap	Time of Day	Lap Tm	S1	S2	S3	S4
1	17:22:44.360	2:04.591		48.546	14.769	23.464
2	17:24:36.435	1:52.075	28.791	46.311	14.232	22.741
3	17:26:29.456	1:53.021	28.569	47.187	14.648	22.617
4	17:28:21.460	1:52.004	28.847	46.055	14.495	22.607
5	17:30:12.093	1:50.633	28.372	45.757	14.174	22.330
p6	17:34:09.105	3:57.012	36.381	58.100	16.899	
7	17:36:09.335	2:00.230		46.546	14.280	22.990
8	17:38:01.778	1:52.443	29.317	46.463	14.091	22.572
9	17:39:53.135	1:51.357	28.834	45.755	14.180	22.588

(4) MOTOCAR RACING

Lap	Time of Day	Lap Tm	S1	S2	S3	S4
10	17:41:44.000	1:50.865	28.547	45.865	13.978	22.475
1	17:22:54.474	2:11.326		51.163	16.274	25.188
2	17:24:54.421	1:59.947	31.266	48.973	15.450	24.258
3	17:26:53.396	1:58.975	30.461	48.844	15.379	24.291
4	17:28:50.466	1:57.070	30.551	47.906	14.704	23.909
5	17:30:47.573	1:57.107	30.057	47.796	15.256	23.998
6	17:32:44.926	1:57.353	30.238	48.379	14.696	24.040
7	17:34:43.238	1:58.312	30.781	48.546	14.902	24.083
8	17:36:41.000	1:57.762	30.679	48.055	14.957	24.071
9	17:38:39.031	1:58.031	30.495	48.080	15.153	24.303
p10	17:41:07.577	2:28.546	30.943	48.779	17.174	
11	17:43:08.311	2:00.734		48.665	14.276	22.993
12	17:45:01.934	1:53.623	29.603	47.479	13.894	22.647
13	17:46:54.603	1:52.669	29.782	46.762	13.585	22.540
14	17:48:47.308	1:52.705	29.814	46.410	13.858	22.623
15	17:50:40.078	1:52.770	29.819	46.508	13.865	22.578
16	17:52:33.378	1:53.300	29.513	46.519	14.222	23.046
17	17:54:26.965	1:53.587	29.713	46.742	13.935	23.197
18	17:56:20.285	1:53.320	29.665	46.663	14.048	22.944
19	17:58:12.292	1:52.007	29.279	46.292	13.790	22.646
20	18:00:03.736	1:51.444	28.710	46.486	13.697	22.551
21	18:01:55.361	1:51.625	29.008	46.255	13.764	22.598

(88) PASCHOALIN ROAD TRUCK

Lap	Time of Day	Lap Tm	S1	S2	S3	S4
1	17:23:44.815	2:23.850		55.932	17.817	26.893
2	17:25:51.658	2:06.843	32.076	52.084	16.985	25.698
3	17:27:54.642	2:02.984	31.836	49.839	16.763	24.546
4	17:29:56.227	2:01.585	30.380	50.409	16.108	24.688
5	17:31:59.374	2:03.147	30.712	50.268	16.720	25.447
6	17:34:02.717	2:03.343	31.021	50.738	16.124	25.460
p7	17:36:41.845	2:39.128	31.676	51.214	16.673	
8	17:38:40.070	1:58.225		45.507	14.834	22.986
9	17:40:31.861	1:51.791	29.292	45.338	14.649	22.512
10	17:42:24.662	1:52.801	29.737	46.092	14.605	22.367
11	17:44:17.533	1:52.871	29.074	44.914	15.197	23.686
p12	17:47:39.039	3:21.506	29.413	45.868	14.930	
13	17:49:37.261	1:58.222		45.606	14.681	22.619
p14	17:53:06.016	3:28.755	30.238	48.314	16.332	
15	17:55:16.623	2:10.607		50.543	16.832	24.853
16	17:57:32.846	2:16.223	31.109	1:01.632	17.649	25.833
17	17:59:37.925	2:05.079	31.874	50.785	16.568	25.852
18	18:01:40.342	2:02.417	31.179	50.339	16.145	24.754

(34) BENTO TIM

Lap	Time of Day	Lap Tm	S1	S2	S3	S4
1	17:23:00.445	2:10.864		50.806	16.086	24.132
2	17:24:58.587	1:58.142	29.847	48.301	15.841	24.153
3	17:26:54.420	1:55.833	28.775	47.413	15.870	23.775
4	17:28:49.097	1:54.677	28.908	46.834	15.270	23.665
5	17:30:45.369	1:56.272	28.926	47.890	15.819	23.637
6	17:32:39.648	1:54.279	28.574	46.991	15.037	23.677
7	17:34:34.774	1:55.126	29.044	47.302	15.062	23.718
8	17:36:30.041	1:55.267	29.364	47.146	15.239	23.518
9	17:38:25.664	1:55.623	28.535	47.417	15.585	24.086
10	17:40:21.492	1:55.828	29.261	46.982	15.597	23.988
11	17:42:18.963	1:57.471	29.853	47.660	15.800	24.158
12	17:44:17.505	1:58.542	30.196	48.882	15.584	23.880
13	17:46:13.909	1:56.404	30.026	47.357	14.979	24.042
14	17:48:09.309	1:55.400	29.533	47.495	14.824	23.548
15	17:50:04.028	1:54.719	29.035	47.325	14.906	23.453
16	17:51:58.255	1:54.227	28.598	46.601	15.268	23.760
17	17:53:53.147	1:54.892	28.899	47.278	15.027	23.688
18	17:55:49.625	1:56.478	29.184	48.125	15.420	23.749
19	17:57:50.677	2:01.052	30.324	50.193	15.890	24.645
20	17:59:51.177	2:00.500	30.497	50.009	15.803	24.191

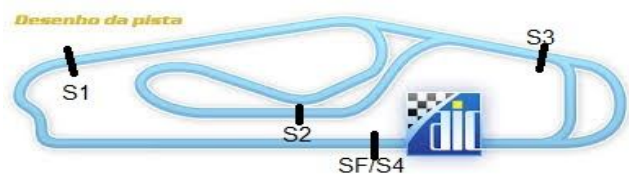
Cronometragem

Diretor de Prova

Comissários Desportivos

Orbits

HORARIO____:____



500 Milhas de Motovelocidade

100 Milhas

Aut Raul Boelsel 3,695 km

2o. Treino Classificatório - 100 Milhas

28/02/2015 17:20

Qualifying (40:00 Time) started at 17:20:30

Lap	Time of Day	Lap Tm	S1	S2	S3	S4	Lap	Time of Day	Lap Tm	S1	S2	S3	S4
(27) IMPACTO RACING													
1	17:22:52.728	2:10.317											
2	17:24:52.358	1:59.630	30.170	48.617	16.150	24.693							
3	17:26:55.220	2:02.862	31.054	50.686	16.396	24.726							
4	17:28:57.182	2:01.962	30.323	49.793	16.835	25.011							
5	17:30:57.623	2:00.441	30.510	49.358	16.217	24.356							
6	17:32:59.543	2:01.920	30.388	49.644	16.520	25.368							
7	17:35:01.069	2:01.526	30.580	50.096	16.386	24.464							
8	17:37:28.316	2:27.247	30.266	1:15.145	16.475	25.361							
9	17:39:30.394	2:02.078	30.995	50.081	16.576	24.426							
10	17:41:31.433	2:01.039	30.877	49.316	16.290	24.556							
11	17:43:33.163	2:01.730	30.831	50.270	16.339	24.290							
12	17:45:33.444	2:00.281	30.906	48.850	15.955	24.570							
13	17:47:35.065	2:01.621	30.821	49.313	16.097	25.390							
14	17:49:35.211	2:00.146	30.111	48.891	16.287	24.857							
15	17:51:35.400	2:00.189	30.778	48.941	16.081	24.389							
16	17:53:35.535	2:00.135	30.888	48.824	16.465	23.958							