



COMISSARIO DESPORTIVO
 DOC N° _____
 FL: _____

3a ETAPA PAULISTA DE AUTOMOBILISMO 2026

AMG CUP BRASIL

Autódromo de Interlagos 4,309 km

1a PROVA - AMG CUP

19/04/2026 10:35

Race (30:00 Time) started at 10:50:48

Lap S1 Tm S2 Tm S3 Tm Lap Tm Diff Time of Day

(1) CESAR FONSECA - M

| | | | | | | |
|----|---------------|---------------|---------------|-----------------|-----------|--------------|
| 1 | 48.583 | 59.386 | 40.747 | 2:28.716 | +46.293 | 10:53:17.542 |
| 2 | 1:17.510 | :26.502 | 29.798 | 3:13.810 | +1:31.387 | 10:56:31.352 |
| 3 | 39.112 | 39.325 | 24.330 | 1:42.767 | +0.344 | 10:58:14.119 |
| 4 | 39.264 | 39.639 | 24.024 | 1:42.927 | +0.504 | 10:59:57.046 |
| 5 | 38.923 | 39.704 | 23.926 | 1:42.553 | +0.130 | 11:01:39.599 |
| 6 | 38.898 | 39.695 | 23.830 | 1:42.423 | | 11:03:22.022 |
| 7 | 38.950 | 39.762 | 23.871 | 1:42.583 | +0.160 | 11:05:04.605 |
| 8 | 38.893 | 40.046 | 23.847 | 1:42.786 | +0.363 | 11:06:47.391 |
| 9 | 39.629 | 41.272 | 23.939 | 1:44.840 | +2.417 | 11:08:32.231 |
| 10 | 39.408 | 40.599 | 23.795 | 1:43.802 | +1.379 | 11:10:16.033 |
| 11 | 40.161 | 40.786 | 23.889 | 1:44.836 | +2.413 | 11:12:00.869 |
| 12 | 38.971 | 40.440 | 24.199 | 1:43.610 | +1.187 | 11:13:44.479 |
| 13 | 1:10.835 | :06.547 | 40.561 | 2:57.943 | +1:15.520 | 11:16:42.422 |
| 14 | 1:02.054 | :17.734 | 29.487 | 2:49.275 | +1:06.852 | 11:19:31.697 |
| 15 | 39.278 | 39.534 | 23.819 | 1:42.631 | +0.208 | 11:21:14.328 |

(4) EDMAR NETO

| | | | | | | |
|----|---------------|---------------|---------------|-----------------|-----------|--------------|
| 1 | 48.714 | 59.436 | 40.879 | 2:29.029 | +46.596 | 10:53:18.050 |
| 2 | 1:17.424 | :26.522 | 29.440 | 3:13.386 | +1:30.953 | 10:56:31.436 |
| 3 | 39.577 | 39.826 | 24.018 | 1:43.421 | +0.988 | 10:58:14.857 |
| 4 | 38.991 | 39.902 | 23.788 | 1:42.681 | +0.248 | 10:59:57.538 |
| 5 | 39.004 | 39.775 | 23.654 | 1:42.433 | | 11:01:39.971 |
| 6 | 38.921 | 39.888 | 23.875 | 1:42.684 | +0.251 | 11:03:22.655 |
| 7 | 39.064 | 40.062 | 23.783 | 1:42.909 | +0.476 | 11:05:05.564 |
| 8 | 39.091 | 40.629 | 23.743 | 1:43.463 | +1.030 | 11:06:49.027 |
| 9 | 39.998 | 41.173 | 24.284 | 1:45.455 | +3.022 | 11:08:34.482 |
| 10 | 40.053 | 40.535 | 24.137 | 1:44.725 | +2.292 | 11:10:19.207 |
| 11 | 40.057 | 41.493 | 23.851 | 1:45.401 | +2.968 | 11:12:04.608 |
| 12 | 39.066 | 42.773 | 34.227 | 1:56.066 | +13.633 | 11:14:00.674 |
| 13 | 59.281 | :06.491 | 39.745 | 2:45.517 | +1:03.084 | 11:16:46.191 |
| 14 | 1:01.661 | :16.918 | 29.166 | 2:47.745 | +1:05.312 | 11:19:33.936 |
| 15 | 39.766 | 39.818 | 23.868 | 1:43.452 | +1.019 | 11:21:17.388 |

(33) ADRIANO RABELO

| | | | | | | |
|----|---------------|---------------|---------------|-----------------|-----------|--------------|
| 1 | 50.583 | 58.252 | 41.172 | 2:30.007 | +47.434 | 10:53:19.227 |
| 2 | 1:17.293 | :26.144 | 29.265 | 3:12.702 | +1:30.129 | 10:56:31.929 |
| 3 | 40.099 | 40.887 | 23.980 | 1:44.966 | +2.393 | 10:58:16.895 |
| 4 | 39.468 | 40.162 | 23.890 | 1:43.520 | +0.947 | 11:00:00.415 |
| 5 | 39.281 | 39.658 | 23.693 | 1:42.632 | +0.059 | 11:01:43.047 |
| 6 | 39.421 | 39.638 | 23.700 | 1:42.759 | +0.186 | 11:03:25.806 |
| 7 | 39.325 | 39.748 | 23.800 | 1:42.873 | +0.300 | 11:05:08.679 |
| 8 | 39.098 | 39.823 | 23.652 | 1:42.573 | | 11:06:51.252 |
| 9 | 40.292 | 42.412 | 24.518 | 1:47.222 | +4.649 | 11:08:38.474 |
| 10 | 41.489 | 40.786 | 23.866 | 1:46.141 | +3.568 | 11:10:24.615 |
| 11 | 39.451 | 43.009 | 23.959 | 1:46.419 | +3.846 | 11:12:11.034 |
| 12 | 40.432 | 45.864 | 29.752 | 1:56.048 | +13.475 | 11:14:07.082 |
| 13 | 54.621 | :06.559 | 40.276 | 2:41.456 | +58.883 | 11:16:48.538 |
| 14 | 1:00.222 | :17.638 | 28.486 | 2:46.346 | +1:03.773 | 11:19:34.884 |
| 15 | 40.640 | 39.942 | 23.793 | 1:44.375 | +1.802 | 11:21:19.259 |

(65) ESTEFANO/JOÃO BOIKO

| | | | | | | |
|----|---------------|---------------|---------------|-----------------|-----------|--------------|
| 1 | 51.206 | 57.878 | 41.344 | 2:30.428 | +47.199 | 10:53:20.678 |
| 2 | 1:17.636 | :26.452 | 28.642 | 3:12.730 | +1:29.501 | 10:56:33.408 |
| 3 | 40.235 | 40.512 | 23.936 | 1:44.683 | +1.454 | 10:58:18.091 |
| 4 | 40.279 | 40.100 | 24.069 | 1:44.448 | +1.219 | 11:00:02.539 |
| 5 | 39.356 | 40.002 | 23.993 | 1:43.351 | +0.122 | 11:01:45.890 |
| 6 | 39.299 | 39.908 | 24.022 | 1:43.229 | | 11:03:29.119 |
| 7 | 39.261 | 40.291 | 23.930 | 1:43.482 | +0.253 | 11:05:12.601 |
| 8 | 39.450 | 40.508 | 24.064 | 1:44.022 | +0.793 | 11:06:56.623 |
| 9 | 40.311 | 41.390 | 24.101 | 1:45.802 | +2.573 | 11:08:42.425 |
| 10 | 40.033 | 42.185 | 23.960 | 1:46.178 | +2.949 | 11:10:28.603 |
| 11 | 40.220 | 41.709 | 24.195 | 1:46.124 | +2.895 | 11:12:14.727 |
| 12 | 39.687 | 46.166 | 28.499 | 1:54.352 | +11.123 | 11:14:09.079 |
| 13 | 54.515 | :07.049 | 39.105 | 2:40.669 | +57.440 | 11:16:49.748 |

Lap S1 Tm S2 Tm S3 Tm Lap Tm Diff Time of Day

(62) DUDA OLIVEIRA - M

| | | | | | | |
|----|---------------|---------------|---------------|-----------------|-----------|--------------|
| 14 | 1:01.005 | :17.982 | 27.595 | 2:46.582 | +1:03.353 | 11:19:36.330 |
| 15 | 40.227 | 40.586 | 24.048 | 1:44.861 | +1.632 | 11:21:21.191 |
| 1 | 52.395 | 57.534 | 41.187 | 2:31.116 | +47.894 | 10:53:21.881 |
| 2 | 1:18.080 | :26.428 | 27.853 | 3:12.361 | +1:29.139 | 10:56:34.242 |
| 3 | 40.055 | 40.622 | 23.479 | 1:44.156 | +0.934 | 10:58:18.398 |
| 4 | 40.557 | 40.214 | 23.449 | 1:44.220 | +0.998 | 11:00:02.618 |
| 5 | 39.643 | 40.105 | 23.579 | 1:43.327 | +0.105 | 11:01:45.945 |
| 6 | 39.566 | 40.049 | 23.607 | 1:43.222 | | 11:03:29.167 |
| 7 | 39.425 | 40.520 | 23.592 | 1:43.537 | +0.315 | 11:05:12.704 |
| 8 | 39.512 | 40.873 | 23.857 | 1:44.242 | +1.020 | 11:06:56.946 |
| 9 | 40.270 | 41.588 | 24.319 | 1:46.177 | +2.955 | 11:08:43.123 |
| 10 | 40.796 | 42.306 | 24.383 | 1:47.485 | +4.263 | 11:10:30.608 |
| 11 | 40.085 | 41.359 | 23.987 | 1:45.431 | +2.209 | 11:12:16.039 |
| 12 | 40.290 | 46.174 | 28.055 | 1:54.519 | +11.297 | 11:14:10.558 |
| 13 | 54.164 | :07.265 | 39.096 | 2:40.525 | +57.303 | 11:16:51.083 |
| 14 | 1:00.951 | :18.703 | 26.875 | 2:46.529 | +1:03.307 | 11:19:37.612 |
| 15 | 41.725 | 41.318 | 23.642 | 1:46.685 | +3.463 | 11:21:24.297 |

(12) L F MALZONI

| | | | | | | |
|----|---------------|---------------|---------------|-----------------|-----------|--------------|
| 1 | 51.833 | 57.802 | 41.255 | 2:30.890 | +47.830 | 10:53:21.393 |
| 2 | 1:17.836 | :26.343 | 28.029 | 3:12.208 | +1:29.148 | 10:56:33.601 |
| 3 | 40.154 | 40.673 | 23.728 | 1:44.555 | +1.495 | 10:58:18.156 |
| 4 | 41.046 | 40.378 | 23.996 | 1:45.420 | +2.360 | 11:00:03.576 |
| 5 | 39.406 | 40.072 | 23.655 | 1:43.133 | +0.073 | 11:01:46.709 |
| 6 | 39.312 | 40.035 | 23.713 | 1:43.060 | | 11:03:29.769 |
| 7 | 39.105 | 40.832 | 23.791 | 1:43.728 | +0.668 | 11:05:13.497 |
| 8 | 39.236 | 40.745 | 23.668 | 1:43.649 | +0.589 | 11:06:57.146 |
| 9 | 40.222 | 42.006 | 23.920 | 1:46.148 | +3.088 | 11:08:43.294 |
| 10 | 40.783 | 42.513 | 24.804 | 1:48.100 | +5.040 | 11:10:31.394 |
| 11 | 39.508 | 41.525 | 24.267 | 1:45.300 | +2.240 | 11:12:16.694 |
| 12 | 39.844 | 46.920 | 28.553 | 1:55.317 | +12.257 | 11:14:12.011 |
| 13 | 53.571 | :06.881 | 39.543 | 2:39.995 | +56.935 | 11:16:52.006 |
| 14 | 1:00.600 | :18.892 | 26.254 | 2:45.746 | +1:02.686 | 11:19:37.752 |
| 15 | 42.305 | 41.704 | 23.832 | 1:47.841 | +4.781 | 11:21:25.593 |

(70) R.POCINHA/R.MARTIN

| | | | | | | |
|----|---------------|---------------|---------------|-----------------|-----------|--------------|
| 1 | 52.884 | 57.790 | 41.073 | 2:31.747 | +47.113 | 10:53:22.627 |
| 2 | 1:18.199 | :26.662 | 27.339 | 3:12.200 | +1:27.566 | 10:56:34.827 |
| 3 | 40.898 | 40.878 | 23.972 | 1:45.748 | +1.114 | 10:58:20.575 |
| 4 | 40.238 | 40.592 | 23.804 | 1:44.634 | | 11:00:05.209 |
| 5 | 40.576 | 40.688 | 24.003 | 1:45.267 | +0.633 | 11:01:50.476 |
| 6 | 40.134 | 41.157 | 24.307 | 1:45.598 | +0.964 | 11:03:36.074 |
| 7 | 40.676 | 40.943 | 24.192 | 1:45.811 | +1.177 | 11:05:21.885 |
| 8 | 40.608 | 41.362 | 24.868 | 1:46.838 | +2.204 | 11:07:08.723 |
| 9 | 41.074 | 41.528 | 24.947 | 1:47.549 | +2.915 | 11:08:56.272 |
| 10 | 41.701 | 41.795 | 24.577 | 1:48.073 | +3.439 | 11:10:44.345 |
| 11 | 42.521 | 42.970 | 25.125 | 1:50.616 | +5.982 | 11:12:34.961 |
| 12 | 42.972 | 49.403 | 28.077 | 2:00.452 | +15.818 | 11:14:35.413 |
| 13 | 45.894 | :02.855 | 37.027 | 2:25.776 | +41.142 | 11:17:01.189 |
| 14 | 59.597 | :19.665 | 25.563 | 2:44.825 | +1:00.191 | 11:19:46.014 |
| 15 | 42.933 | 44.096 | 25.127 | 1:52.156 | +7.522 | 11:21:38.170 |

(84) CELLO NUNES

| | | | | | | |
|----|---------------|---------------|--------|-----------------|-----------|--------------|
| 1 | 51.932 | 52.496 | 37.579 | 2:22.007 | +28.909 | 10:53:23.935 |
| 2 | 1:18.170 | :29.447 | 27.902 | 3:15.519 | +1:22.421 | 10:56:39.454 |
| 3 | 42.876 | 44.261 | 25.961 | 1:53.098 | | 10:58:32.552 |
| 4 | 43.399 | 44.341 | 25.991 | 1:53.731 | +0.633 | 11:00:26.283 |
| 5 | 43.299 | 44.661 | 25.995 | 1:53.955 | +0.857 | 11:02:20.238 |
| 6 | 43.551 | 44.803 | 26.129 | 1:54.483 | +1.385 | 11:04:14.721 |
| 7 | 43.474 | 44.822 | 26.111 | 1:54.407 | +1.309 | 11:06:09.128 |
| 8 | 43.589 | 44.915 | 26.009 | 1:54.513 | +1.415 | 11:08:03.641 |
| 9 | 43.747 | 44.902 | 26.054 | 1:54.703 | +1.605 | 11:09:58.344 |
| 10 | 43.662 | 45.238 | 26.211 | 1:55.111 | +2.013 | 11:11:53.455 |
| 11 | 43.502 | 47.770 | 34.625 | 2:05.897 | +12.799 | 11:13:59.352 |

Cronogramas

Diretor de Provas

Comissários

Orbits

Resultado sujeito a verificações técnicas e/ou desportiva



CRONOELO
 CRONOMETRAGEM

RECEBEMOS
 D_ / _ / _ H_ : _
 COMISSÁRIO DESPORTIVO



COMISSARIO DESPORTIVO
DOC N° _____
FL: _____

3a ETAPA PAULISTA DE AUTOMOBILISMO 2026

AMG CUP BRASIL

Autódromo de Interlagos 4,309 km

1a PROVA - AMG CUP

19/04/2026 10:35

Race (30:00 Time) started at 10:50:48

| Lap | S1 Tm | S2 Tm | S3 Tm | Lap Tm | Diff | Time of Day |
|-----|----------|---------|---------------|-----------------|---------|--------------|
| 12 | 59.539 | :06.479 | 39.697 | 2:45.715 | +52.617 | 11:16:45.067 |
| 13 | 1:02.062 | :16.912 | 29.507 | 2:48.481 | +55.383 | 11:19:33.548 |
| 14 | 43.750 | 45.110 | 25.943 | 1:54.803 | +1.705 | 11:21:28.351 |

(88) VICTOR AMORIM

| | | | | | | |
|----|---------------|---------------|---------------|-----------------|-----------|--------------|
| 1 | 53.110 | 51.888 | 37.701 | 2:22.699 | +29.807 | 10:53:24.578 |
| 2 | 1:18.181 | :29.500 | 27.599 | 3:15.280 | +1:22.388 | 10:56:39.858 |
| 3 | 43.063 | 44.127 | 25.702 | 1:52.892 | | 10:58:32.750 |
| 4 | 43.844 | 44.692 | 25.745 | 1:54.281 | +1.389 | 11:00:27.031 |
| 5 | 43.850 | 44.613 | 25.793 | 1:54.256 | +1.364 | 11:02:21.287 |
| 6 | 43.530 | 44.479 | 25.889 | 1:53.898 | +1.006 | 11:04:15.185 |
| 7 | 43.668 | 44.884 | 26.085 | 1:54.637 | +1.745 | 11:06:09.822 |
| 8 | 44.277 | 44.783 | 25.985 | 1:55.045 | +2.153 | 11:08:04.867 |
| 9 | 43.786 | 44.873 | 25.867 | 1:54.526 | +1.634 | 11:09:59.393 |
| 10 | 43.829 | 44.888 | 26.023 | 1:54.740 | +1.848 | 11:11:54.133 |
| 11 | 43.912 | 47.277 | 34.570 | 2:05.759 | +12.867 | 11:13:59.892 |
| 12 | 59.443 | :06.399 | 39.876 | 2:45.718 | +52.826 | 11:16:45.610 |
| 13 | 1:01.771 | :17.022 | 29.765 | 2:48.558 | +55.666 | 11:19:34.168 |
| 14 | 43.633 | 45.025 | 26.174 | 1:54.832 | +1.940 | 11:21:29.000 |

(23) RODRIGO DETILIO

| | | | | | | |
|----|---------------|---------------|---------------|-----------------|-----------|--------------|
| 1 | 53.937 | 52.998 | 36.199 | 2:23.134 | +28.936 | 10:53:25.882 |
| 2 | 1:18.611 | :29.394 | 27.646 | 3:15.651 | +1:21.453 | 10:56:41.533 |
| 3 | 43.236 | 44.503 | 26.459 | 1:54.198 | | 10:58:35.731 |
| 4 | 43.620 | 44.887 | 26.341 | 1:54.848 | +0.650 | 11:00:30.579 |
| 5 | 43.713 | 44.881 | 26.297 | 1:54.891 | +0.693 | 11:02:25.470 |
| 6 | 44.007 | 45.178 | 26.552 | 1:55.737 | +1.539 | 11:04:21.207 |
| 7 | 44.167 | 44.837 | 26.377 | 1:55.381 | +1.183 | 11:06:16.588 |
| 8 | 44.323 | 45.028 | 26.285 | 1:55.636 | +1.438 | 11:08:12.224 |
| 9 | 44.273 | 45.239 | 26.417 | 1:55.929 | +1.731 | 11:10:08.153 |
| 10 | 44.055 | 45.563 | 26.232 | 1:55.850 | +1.652 | 11:12:04.003 |
| 11 | 44.119 | 45.632 | 28.230 | 1:57.981 | +3.783 | 11:14:01.984 |
| 12 | 58.577 | :06.770 | 39.626 | 2:45.253 | +51.055 | 11:16:47.237 |
| 13 | 1:01.217 | :17.117 | 29.936 | 2:48.270 | +54.072 | 11:19:35.507 |
| 14 | 43.670 | 44.946 | 26.336 | 1:54.952 | +0.754 | 11:21:30.459 |

(25) FELIPE MENCACCI

| | | | | | | |
|----|---------------|---------------|---------------|-----------------|-----------|--------------|
| 1 | 53.192 | 52.036 | 37.358 | 2:22.586 | +28.763 | 10:53:25.153 |
| 2 | 1:18.514 | :29.427 | 27.934 | 3:15.875 | +1:22.052 | 10:56:41.028 |
| 3 | 43.069 | 44.932 | 25.822 | 1:53.823 | | 10:58:34.851 |
| 4 | 43.574 | 44.861 | 25.895 | 1:54.330 | +0.507 | 11:00:29.181 |
| 5 | 44.016 | 45.287 | 26.111 | 1:55.414 | +1.591 | 11:02:24.595 |
| 6 | 43.969 | 45.617 | 26.026 | 1:55.612 | +1.789 | 11:04:20.207 |
| 7 | 44.298 | 46.303 | 26.225 | 1:56.826 | +3.003 | 11:06:17.033 |
| 8 | 44.430 | 45.939 | 26.042 | 1:56.411 | +2.588 | 11:08:13.444 |
| 9 | 44.431 | 45.805 | 26.016 | 1:56.252 | +2.429 | 11:10:09.696 |
| 10 | 43.992 | 46.655 | 26.226 | 1:56.873 | +3.050 | 11:12:06.569 |
| 11 | 44.663 | 47.125 | 29.129 | 2:00.917 | +7.094 | 11:14:07.486 |
| 12 | 54.832 | :07.150 | 39.528 | 2:41.510 | +47.687 | 11:16:48.996 |
| 13 | 1:00.589 | :17.805 | 28.747 | 2:47.141 | +53.318 | 11:19:36.137 |
| 14 | 44.471 | 45.008 | 26.052 | 1:55.531 | +1.708 | 11:21:31.668 |

(22) DANIEL MENCACCI

| | | | | | | |
|----|---------------|---------------|---------------|-----------------|-----------|--------------|
| 1 | 55.466 | 52.907 | 35.965 | 2:24.338 | +29.968 | 10:53:27.358 |
| 2 | 1:18.389 | :29.858 | 27.286 | 3:15.533 | +1:21.163 | 10:56:42.891 |
| 3 | 43.420 | 45.339 | 25.611 | 1:54.370 | | 10:58:37.261 |
| 4 | 44.093 | 45.485 | 25.703 | 1:55.281 | +0.911 | 11:00:32.542 |
| 5 | 43.998 | 45.981 | 25.991 | 1:55.970 | +1.600 | 11:02:28.512 |
| 6 | 44.222 | 45.850 | 25.734 | 1:55.806 | +1.436 | 11:04:24.318 |
| 7 | 44.053 | 45.692 | 25.866 | 1:55.611 | +1.241 | 11:06:19.929 |
| 8 | 44.293 | 46.287 | 25.790 | 1:56.370 | +2.000 | 11:08:16.299 |
| 9 | 44.228 | 45.918 | 25.713 | 1:55.859 | +1.489 | 11:10:12.158 |
| 10 | 44.586 | 46.265 | 25.763 | 1:56.614 | +2.244 | 11:12:08.772 |
| 11 | 44.500 | 48.687 | 28.131 | 2:01.318 | +6.948 | 11:14:10.090 |
| 12 | 53.630 | :07.655 | 39.210 | 2:40.495 | +46.125 | 11:16:50.585 |
| 13 | 1:00.628 | :18.560 | 27.812 | 2:47.000 | +52.630 | 11:19:37.585 |

| Lap | S1 Tm | S2 Tm | S3 Tm | Lap Tm | Diff | Time of Day |
|-----|--------|--------|--------|-----------------|--------|--------------|
| 14 | 44.005 | 45.990 | 26.015 | 1:56.010 | +1.640 | 11:21:33.595 |

(20) ROGER SANDOVAL

| | | | | | | |
|----|---------------|---------------|---------------|-----------------|-----------|--------------|
| 1 | 56.216 | 53.220 | 36.031 | 2:25.467 | +30.998 | 10:53:28.761 |
| 2 | 1:17.783 | :29.805 | 27.179 | 3:14.767 | +1:20.298 | 10:56:43.528 |
| 3 | 43.146 | 45.285 | 26.038 | 1:54.469 | | 10:58:37.997 |
| 4 | 44.036 | 45.290 | 26.124 | 1:55.450 | +0.981 | 11:00:33.447 |
| 5 | 43.807 | 45.434 | 26.511 | 1:55.752 | +1.283 | 11:02:29.199 |
| 6 | 44.546 | 45.272 | 26.047 | 1:55.865 | +1.396 | 11:04:25.064 |
| 7 | 44.205 | 45.457 | 26.038 | 1:55.700 | +1.231 | 11:06:20.764 |
| 8 | 44.389 | 45.656 | 26.010 | 1:56.055 | +1.586 | 11:08:16.819 |
| 9 | 44.662 | 45.518 | 26.371 | 1:56.551 | +2.082 | 11:10:13.370 |
| 10 | 44.582 | 45.455 | 26.263 | 1:56.300 | +1.831 | 11:12:09.670 |
| 11 | 44.694 | 51.306 | 28.176 | 2:04.176 | +9.707 | 11:14:13.846 |
| 12 | 52.211 | :07.442 | 39.369 | 2:39.022 | +44.553 | 11:16:52.868 |
| 13 | 1:00.313 | :19.185 | 26.588 | 2:46.086 | +51.617 | 11:19:38.954 |
| 14 | 43.722 | 45.072 | 26.299 | 1:55.093 | +0.624 | 11:21:34.047 |

(95) DUDU FERRAZ

| | | | | | | |
|----|---------------|---------------|---------------|-----------------|-----------|--------------|
| 1 | 54.473 | 53.249 | 36.264 | 2:23.986 | +30.227 | 10:53:26.889 |
| 2 | 1:18.377 | :29.546 | 27.378 | 3:15.301 | +1:21.542 | 10:56:42.190 |
| 3 | 43.297 | 44.605 | 25.857 | 1:53.759 | | 10:58:35.949 |
| 4 | 43.791 | 44.971 | 26.113 | 1:54.875 | +1.116 | 11:00:30.824 |
| 5 | 44.022 | 44.753 | 27.173 | 1:55.948 | +2.189 | 11:02:26.772 |
| 6 | 43.741 | 45.040 | 26.301 | 1:55.082 | +1.323 | 11:04:21.854 |
| 7 | 43.920 | 45.266 | 31.623 | 2:00.809 | +7.050 | 11:06:22.663 |
| 8 | 44.480 | 45.985 | 27.455 | 1:57.920 | +4.161 | 11:08:20.583 |
| 9 | 44.051 | 44.964 | 26.087 | 1:55.102 | +1.343 | 11:10:15.685 |
| 10 | 44.410 | 47.121 | 26.112 | 1:57.643 | +3.884 | 11:12:13.328 |
| 11 | 44.995 | 48.773 | 27.687 | 2:01.455 | +7.696 | 11:14:14.783 |
| 12 | 51.910 | :07.611 | 38.929 | 2:38.450 | +44.691 | 11:16:53.233 |
| 13 | 1:00.241 | :19.591 | 26.644 | 2:46.476 | +52.717 | 11:19:39.709 |
| 14 | 43.882 | 44.765 | 26.088 | 1:54.735 | +0.976 | 11:21:34.444 |

(147) THIAGO LOPES

| | | | | | | |
|----|---------------|---------------|---------------|-----------------|-----------|--------------|
| 1 | 58.102 | 54.654 | 35.170 | 2:27.926 | +33.271 | 10:53:32.215 |
| 2 | 1:17.946 | :28.396 | 26.532 | 3:12.874 | +1:18.219 | 10:56:45.089 |
| 3 | 44.127 | 44.748 | 25.780 | 1:54.655 | | 10:58:39.744 |
| 4 | 43.787 | 45.278 | 26.598 | 1:55.663 | +1.008 | 11:00:35.407 |
| 5 | 44.596 | 45.499 | 27.026 | 1:57.121 | +2.466 | 11:02:32.528 |
| 6 | 44.186 | 45.361 | 26.271 | 1:55.818 | +1.163 | 11:04:28.346 |
| 7 | 44.030 | 45.240 | 26.229 | 1:55.499 | +0.844 | 11:06:23.845 |
| 8 | 44.524 | 45.393 | 27.691 | 1:57.608 | +2.953 | 11:08:21.453 |
| 9 | 44.689 | 45.990 | 26.334 | 1:57.013 | +2.358 | 11:10:18.466 |
| 10 | 45.333 | 46.449 | 26.032 | 1:57.814 | +3.159 | 11:12:16.280 |
| 11 | 44.334 | 49.062 | 28.558 | 2:01.954 | +7.299 | 11:14:18.234 |
| 12 | 50.423 | :07.953 | 38.620 | 2:36.996 | +42.341 | 11:16:55.230 |
| 13 | 59.623 | :19.397 | 26.250 | 2:45.270 | +50.615 | 11:19:40.500 |
| 14 | 43.912 | 45.548 | 25.896 | 1:55.356 | +0.701 | 11:21:35.856 |

(34) EDUARDO ALBUQUERQUE

| | | | | | | |
|----|---------------|---------------|---------------|-----------------|-----------|--------------|
| 1 | 57.403 | 54.382 | 35.204 | 2:26.989 | +31.904 | 10:53:30.885 |
| 2 | 1:18.625 | :28.257 | 27.418 | 3:14.300 | +1:19.215 | 10:56:45.185 |
| 3 | 44.382 | 45.027 | 25.847 | 1:55.256 | +0.171 | 10:58:40.441 |
| 4 | 43.964 | 45.149 | 25.976 | 1:55.089 | +0.004 | 11:00:35.530 |
| 5 | 43.933 | 45.154 | 25.998 | 1:55.085 | | 11:02:30.615 |
| 6 | 44.112 | 45.960 | 28.145 | 1:58.217 | +3.132 | 11:04:28.832 |
| 7 | 44.805 | 45.365 | 26.186 | 1:56.356 | +1.271 | 11:06:25.188 |
| 8 | 44.065 | 45.664 | 26.330 | 1:56.059 | +0.974 | 11:08:21.247 |
| 9 | 44.185 | 45.665 | 26.295 | 1:56.145 | +1.060 | 11:10:17.392 |
| 10 | 44.559 | 46.793 | 26.605 | 1:57.957 | +2.872 | 11:12:15.349 |
| 11 | 44.867 | 48.392 | 28.240 | 2:01.499 | +6.414 | 11:14:16.848 |
| 12 | 51.010 | :08.205 | 38.548 | 2:37.763 | +42.678 | 11:16:54.611 |
| 13 | 59.860 | :19.268 | 26.314 | 2:45.442 | +50.357 | 11:19:40.053 |
| 14 | 44.210 | 46.335 | 26.322 | 1:56.867 | +1.782 | 11:21:36.920 |

Cronometragem

Diretor de Provas

Comissários

Orbits

Resultado sujeito a verificações técnicas e/ou desportiva



CRONOELO
CRONOMETRAGEM

RECEBEMOS
D ___ / ___ / ___ H ___ : ___
COMISSARIO DESPORTIVO



COMISSARIO DESPORTIVO
 DOC N° _____
 FL: _____

3a ETAPA PAULISTA DE AUTOMOBILISMO 2026


AMG CUP BRASIL

Autódromo de Interlagos 4,309 km

1a PROVA - AMG CUP

19/04/2026 10:35

Race (30:00 Time) started at 10:50:48



| Lap | S1 Tm | S2 Tm | S3 Tm | Lap Tm | Diff | Time of Day |
|-----------------------|---------------|---------------|---------------|-----------------|-----------|--------------|
| (46) GERSON JR | | | | | | |
| 1 | 1:01.078 | 54.759 | 34.536 | 2:30.373 | +34.384 | 10:53:35.655 |
| 2 | 1:17.831 | :27.745 | 27.114 | 3:12.690 | +1:16.701 | 10:56:48.345 |
| 3 | 44.009 | 45.572 | 26.521 | 1:56.102 | +0.113 | 10:58:44.447 |
| 4 | 44.111 | 45.253 | 26.625 | 1:55.989 | | 11:00:40.436 |
| 5 | 44.175 | 45.410 | 26.468 | 1:56.053 | +0.064 | 11:02:36.489 |
| 6 | 45.033 | 45.659 | 26.497 | 1:57.189 | +1.200 | 11:04:33.678 |
| 7 | 44.521 | 45.656 | 26.601 | 1:56.778 | +0.789 | 11:06:30.456 |
| 8 | 44.536 | 45.673 | 26.509 | 1:56.718 | +0.729 | 11:08:27.174 |
| 9 | 44.680 | 45.817 | 26.667 | 1:57.164 | +1.175 | 11:10:24.338 |
| 10 | 44.440 | 46.391 | 26.762 | 1:57.593 | +1.604 | 11:12:21.931 |
| 11 | 44.637 | 46.858 | 27.260 | 1:58.755 | +2.766 | 11:14:20.686 |
| 12 | 49.197 | :08.058 | 38.773 | 2:36.028 | +40.039 | 11:16:56.714 |
| 13 | 59.299 | :19.651 | 26.550 | 2:45.500 | +49.511 | 11:19:42.214 |
| 14 | 44.177 | 45.538 | 26.727 | 1:56.442 | +0.453 | 11:21:38.656 |

| Lap | S1 Tm | S2 Tm | S3 Tm | Lap Tm | Diff | Time of Day |
|-----|---------------|---------------|---------------|-----------------|-----------|--------------|
| 2 | 1:17.686 | :27.987 | 27.260 | 3:12.933 | +1:16.601 | 10:56:46.447 |
| 3 | 43.717 | 48.334 | 27.290 | 1:59.341 | +3.009 | 10:58:45.788 |
| 4 | 44.210 | 44.895 | 27.227 | 1:56.332 | | 11:00:42.120 |
| 5 | 44.706 | 45.524 | 26.429 | 1:56.659 | +0.327 | 11:02:38.779 |
| 6 | 44.209 | 45.517 | 29.580 | 1:59.306 | +2.974 | 11:04:38.085 |
| 7 | 44.610 | 45.673 | 26.544 | 1:56.827 | +0.495 | 11:06:34.912 |
| 8 | 44.569 | 45.977 | 26.604 | 1:57.150 | +0.818 | 11:08:32.062 |
| 9 | 44.837 | 45.714 | 26.785 | 1:57.336 | +1.004 | 11:10:29.398 |
| 10 | 45.823 | 46.334 | 26.352 | 1:58.509 | +2.177 | 11:12:27.907 |
| 11 | 44.911 | 45.748 | 26.806 | 1:57.465 | +1.133 | 11:14:25.372 |
| 12 | 48.030 | :06.951 | 38.875 | 2:33.856 | +37.524 | 11:16:59.228 |
| 13 | 59.233 | :19.244 | 26.405 | 2:44.882 | +48.550 | 11:19:44.110 |
| 14 | 45.081 | 45.606 | 26.922 | 1:57.609 | +1.277 | 11:21:41.719 |

| Lap | S1 Tm | S2 Tm | S3 Tm | Lap Tm | Diff | Time of Day |
|------------------------|---------------|---------------|---------------|-----------------|-----------|--------------|
| (91) HUGO NETTO | | | | | | |
| 1 | 1:00.306 | 54.494 | 34.665 | 2:29.465 | +34.234 | 10:53:34.759 |
| 2 | 1:18.103 | :27.692 | 26.376 | 3:12.171 | +1:16.940 | 10:56:46.930 |
| 3 | 44.235 | 45.304 | 26.205 | 1:55.744 | +0.513 | 10:58:42.674 |
| 4 | 44.007 | 44.948 | 26.276 | 1:55.231 | | 11:00:37.905 |
| 5 | 44.036 | 45.343 | 26.363 | 1:55.742 | +0.511 | 11:02:33.647 |
| 6 | 44.288 | 45.655 | 26.462 | 1:56.405 | +1.174 | 11:04:30.052 |
| 7 | 44.200 | 45.733 | 26.917 | 1:56.850 | +1.619 | 11:06:26.902 |
| 8 | 44.676 | 45.985 | 26.545 | 1:57.206 | +1.975 | 11:08:24.108 |
| 9 | 44.534 | 45.856 | 26.979 | 1:57.369 | +2.138 | 11:10:21.477 |
| 10 | 44.847 | 45.970 | 26.659 | 1:57.476 | +2.245 | 11:12:18.953 |
| 11 | 44.237 | 47.821 | 27.656 | 1:59.714 | +4.483 | 11:14:18.667 |
| 12 | 50.407 | :08.311 | 38.354 | 2:37.072 | +41.841 | 11:16:55.739 |
| 13 | 59.476 | :19.630 | 26.505 | 2:45.611 | +50.380 | 11:19:41.350 |
| 14 | 44.163 | 45.771 | 27.605 | 1:57.539 | +2.308 | 11:21:38.889 |

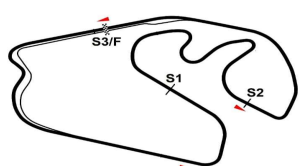
| Lap | S1 Tm | S2 Tm | S3 Tm | Lap Tm | Diff | Time of Day |
|--------------------------|---------------|---------------|---------------|-----------------|-----------|--------------|
| (63) MORAES/ROLIN | | | | | | |
| 1 | 1:00.772 | 49.211 | 29.992 | 2:19.975 | +24.253 | 10:53:45.817 |
| 2 | 1:14.931 | :26.293 | 26.567 | 3:07.791 | +1:12.069 | 10:56:53.608 |
| 3 | 45.372 | 44.993 | 26.383 | 1:56.748 | +1.026 | 10:58:50.356 |
| 4 | 44.463 | 45.229 | 26.736 | 1:56.428 | +0.706 | 11:00:46.784 |
| 5 | 44.000 | 45.310 | 26.412 | 1:55.722 | | 11:02:42.506 |
| 6 | 44.792 | 45.778 | 26.692 | 1:57.262 | +1.540 | 11:04:39.768 |
| 7 | 44.929 | 45.950 | 26.719 | 1:57.598 | +1.876 | 11:06:37.366 |
| 8 | 45.504 | 46.006 | 27.057 | 1:58.567 | +2.845 | 11:08:35.933 |
| 9 | 45.721 | 46.445 | 26.498 | 1:58.664 | +2.942 | 11:10:34.597 |
| 10 | 44.725 | 45.752 | 26.673 | 1:57.150 | +1.428 | 11:12:31.747 |
| 11 | 44.846 | 50.040 | 28.419 | 2:03.305 | +7.583 | 11:14:35.052 |
| 12 | 45.109 | :01.843 | 38.529 | 2:25.481 | +29.759 | 11:17:00.533 |
| 13 | 59.330 | :19.832 | 26.528 | 2:45.690 | +49.968 | 11:19:46.223 |
| 14 | 44.642 | 45.087 | 26.921 | 1:56.650 | +0.928 | 11:21:42.873 |

| Lap | S1 Tm | S2 Tm | S3 Tm | Lap Tm | Diff | Time of Day |
|------------------------------|---------------|---------------|---------------|-----------------|-----------|--------------|
| (128) ALEXANDRE DANTE | | | | | | |
| 1 | 1:01.199 | 55.493 | 33.188 | 2:29.880 | +34.183 | 10:53:36.058 |
| 2 | 1:18.341 | :27.358 | 26.895 | 3:12.594 | +1:16.897 | 10:56:48.652 |
| 3 | 44.258 | 45.641 | 26.776 | 1:56.675 | +0.978 | 10:58:45.327 |
| 4 | 44.000 | 45.183 | 26.514 | 1:55.697 | | 11:00:41.024 |
| 5 | 44.430 | 46.002 | 26.453 | 1:56.885 | +1.188 | 11:02:37.909 |
| 6 | 44.517 | 45.752 | 26.518 | 1:56.787 | +1.090 | 11:04:34.696 |
| 7 | 44.628 | 45.741 | 26.517 | 1:56.886 | +1.189 | 11:06:31.582 |
| 8 | 44.211 | 45.940 | 26.550 | 1:56.701 | +1.004 | 11:08:28.283 |
| 9 | 44.581 | 45.539 | 27.408 | 1:57.528 | +1.831 | 11:10:25.811 |
| 10 | 44.972 | 46.501 | 27.096 | 1:58.569 | +2.872 | 11:12:24.380 |
| 11 | 44.353 | 47.633 | 26.934 | 1:58.920 | +3.223 | 11:14:23.300 |
| 12 | 47.392 | :07.834 | 38.943 | 2:34.169 | +38.472 | 11:16:57.469 |
| 13 | 59.099 | :19.590 | 26.866 | 2:45.555 | +49.858 | 11:19:43.024 |
| 14 | 44.220 | 45.785 | 26.479 | 1:56.484 | +0.787 | 11:21:39.508 |

| Lap | S1 Tm | S2 Tm | S3 Tm | Lap Tm | Diff | Time of Day |
|----------------------------|---------------|---------------|---------------|-----------------|-----------|--------------|
| (26) DIPA DI PIETRO | | | | | | |
| 1 | 58.707 | 50.066 | 30.290 | 2:19.063 | +22.564 | 10:53:41.186 |
| 2 | 1:15.080 | :27.173 | 27.006 | 3:09.259 | +1:12.760 | 10:56:50.445 |
| 3 | 46.166 | 45.296 | 25.944 | 1:57.406 | +0.907 | 10:58:47.851 |
| 4 | 44.576 | 44.973 | 27.071 | 1:56.620 | +0.121 | 11:00:44.471 |
| 5 | 44.334 | 45.111 | 27.054 | 1:56.499 | | 11:02:40.970 |
| 6 | 44.133 | 45.344 | 27.405 | 1:56.882 | +0.383 | 11:04:37.852 |
| 7 | 45.134 | 45.997 | 27.540 | 1:58.671 | +2.172 | 11:06:36.523 |
| 8 | 44.799 | 45.885 | 26.958 | 1:57.642 | +1.143 | 11:08:34.165 |
| 9 | 45.582 | 46.240 | 27.895 | 1:59.717 | +3.218 | 11:10:33.882 |
| 10 | 44.894 | 45.763 | 26.431 | 1:57.088 | +0.589 | 11:12:30.970 |
| 11 | 44.595 | 49.279 | 27.037 | 2:00.911 | +4.412 | 11:14:31.881 |
| 12 | 45.719 | :03.601 | 38.531 | 2:27.851 | +31.352 | 11:16:59.732 |
| 13 | 59.459 | :19.309 | 26.338 | 2:45.106 | +48.607 | 11:19:44.838 |
| 14 | 44.658 | 45.923 | 27.961 | 1:58.542 | +2.043 | 11:21:43.380 |

| Lap | S1 Tm | S2 Tm | S3 Tm | Lap Tm | Diff | Time of Day |
|---------------------------|---------------|---------------|---------------|-----------------|-----------|--------------|
| (67) C.GIROLA/TOCK | | | | | | |
| 1 | 58.435 | 50.182 | 30.771 | 2:19.388 | +24.088 | 10:53:42.227 |
| 2 | 1:15.189 | :27.090 | 27.510 | 3:09.789 | +1:14.489 | 10:56:52.016 |
| 3 | 44.295 | 45.167 | 25.976 | 1:55.438 | +0.138 | 10:58:47.454 |
| 4 | 44.047 | 45.233 | 26.020 | 1:55.300 | | 11:00:42.754 |
| 5 | 44.431 | 45.718 | 26.195 | 1:56.344 | +1.044 | 11:02:39.098 |
| 6 | 44.479 | 45.795 | 26.192 | 1:56.466 | +1.166 | 11:04:35.564 |
| 7 | 44.155 | 46.014 | 26.420 | 1:56.589 | +1.289 | 11:06:32.153 |
| 8 | 44.784 | 46.102 | 25.963 | 1:56.849 | +1.549 | 11:08:29.002 |
| 9 | 44.735 | 46.934 | 26.458 | 1:58.127 | +2.827 | 11:10:27.129 |
| 10 | 45.407 | 46.294 | 26.184 | 1:57.885 | +2.585 | 11:12:25.014 |
| 11 | 44.461 | 47.672 | 27.161 | 1:59.294 | +3.994 | 11:14:24.308 |
| 12 | 47.492 | :07.637 | 39.236 | 2:34.365 | +39.065 | 11:16:58.673 |
| 13 | 58.912 | :19.395 | 26.478 | 2:44.785 | +49.485 | 11:19:43.458 |
| 14 | 44.300 | 46.167 | 26.324 | 1:56.791 | +1.491 | 11:21:40.249 |

| Lap | S1 Tm | S2 Tm | S3 Tm | Lap Tm | Diff | Time of Day |
|-----------------------------|----------|---------------|---------------|-----------------|-----------|--------------|
| (36) MATHEUS VANTINI | | | | | | |
| 1 | 59.686 | 49.047 | 30.343 | 2:19.076 | +22.951 | 10:53:42.873 |
| 2 | 1:15.407 | :26.989 | 27.487 | 3:09.883 | +1:13.758 | 10:56:52.756 |
| 3 | 45.097 | 45.283 | 26.461 | 1:56.841 | +0.716 | 10:58:49.597 |
| 4 | 44.347 | 45.536 | 26.358 | 1:56.241 | +0.116 | 11:00:45.838 |
| 5 | 44.349 | 45.299 | 26.477 | 1:56.125 | | 11:02:41.963 |
| 6 | 45.111 | 45.624 | 26.490 | 1:57.225 | +1.100 | 11:04:39.188 |
| 7 | 45.114 | 45.699 | 27.018 | 1:57.831 | +1.706 | 11:06:37.019 |
| 8 | 45.243 | 46.052 | 26.820 | 1:58.115 | +1.990 | 11:08:35.134 |
| 9 | 45.367 | 46.704 | 27.482 | 1:59.553 | +3.428 | 11:10:34.687 |
| 10 | 45.132 | 46.255 | 27.515 | 1:58.902 | +2.777 | 11:12:33.589 |
| 11 | 45.222 | 48.935 | 28.517 | 2:02.674 | +6.549 | 11:14:36.263 |
| 12 | 47.331 | :01.287 | 36.912 | 2:25.530 | +29.405 | 11:17:0 |



COMISSARIO DESPORTIVO
 DOC N° _____
 FL: _____

3a ETAPA PAULISTA DE AUTOMOBILISMO 2026

AMG CUP BRASIL

Autódromo de Interlagos 4,309 km

1a PROVA - AMG CUP

19/04/2026 10:35

Race (30:00 Time) started at 10:50:48

| Lap | S1 Tm | S2 Tm | S3 Tm | Lap Tm | Diff | Time of Day |
|-----|---------------|---------|---------------|-----------------|---------|--------------|
| 4 | 44.700 | 45.847 | 26.324 | 1:56.871 | +0.266 | 11:00:48.759 |
| 5 | 44.391 | 46.024 | 26.190 | 1:56.605 | | 11:02:45.364 |
| 6 | 44.616 | 46.001 | 26.577 | 1:57.194 | +0.589 | 11:04:42.558 |
| 7 | 44.518 | 45.818 | 28.201 | 1:58.537 | +1.932 | 11:06:41.095 |
| 8 | 46.295 | 46.566 | 27.327 | 2:00.188 | +3.583 | 11:08:41.283 |
| 9 | 45.707 | 45.557 | 26.054 | 1:57.318 | +0.713 | 11:10:38.601 |
| 10 | 44.159 | 46.207 | 26.996 | 1:57.362 | +0.757 | 11:12:35.963 |
| 11 | 44.939 | 49.260 | 28.310 | 2:02.509 | +5.904 | 11:14:38.472 |
| 12 | 47.936 | :00.703 | 35.845 | 2:24.484 | +27.879 | 11:17:02.956 |
| 13 | 59.288 | :19.701 | 26.705 | 2:45.694 | +49.089 | 11:19:48.650 |
| 14 | 45.112 | 45.833 | 26.304 | 1:57.249 | +0.644 | 11:21:45.899 |

| Lap | S1 Tm | S2 Tm | S3 Tm | Lap Tm | Diff | Time of Day |
|-----|--------|---------|--------|-----------------|---------|--------------|
| 6 | 44.535 | 45.831 | 26.433 | 1:56.799 | +2.165 | 11:04:59.384 |
| 7 | 45.759 | 46.854 | 27.514 | 2:00.127 | +5.493 | 11:06:59.511 |
| 8 | 44.166 | 45.924 | 26.460 | 1:56.550 | +1.916 | 11:08:56.061 |
| 9 | 44.405 | 45.893 | 26.433 | 1:56.731 | +2.097 | 11:10:52.792 |
| 10 | 44.506 | 45.722 | 26.283 | 1:56.511 | +1.877 | 11:12:49.303 |
| 11 | 44.770 | 49.523 | 27.569 | 2:01.862 | +7.228 | 11:14:51.165 |
| 12 | 46.977 | 54.719 | 34.860 | 2:16.556 | +21.922 | 11:17:07.721 |
| 13 | 58.644 | :18.349 | 26.327 | 2:43.320 | +48.686 | 11:19:51.041 |
| 14 | 45.633 | 45.673 | 26.322 | 1:57.628 | +2.994 | 11:21:48.669 |

(3) LEO FRANZO/C.MELLO

| Lap | S1 Tm | S2 Tm | S3 Tm | Lap Tm | Diff | Time of Day |
|-----|---------------|---------------|---------------|-----------------|-----------|--------------|
| 1 | 1:00.799 | 49.096 | 30.262 | 2:20.157 | +24.028 | 10:53:46.536 |
| 2 | 1:15.065 | :26.105 | 26.313 | 3:07.483 | +1:11.354 | 10:56:54.019 |
| 3 | 45.911 | 45.227 | 26.122 | 1:57.260 | +1.131 | 10:58:51.279 |
| 4 | 44.520 | 45.446 | 26.163 | 1:56.129 | | 11:00:47.408 |
| 5 | 44.751 | 46.142 | 26.207 | 1:57.100 | +0.971 | 11:02:44.508 |
| 6 | 44.834 | 45.978 | 26.486 | 1:57.298 | +1.169 | 11:04:41.806 |
| 7 | 44.826 | 45.760 | 26.247 | 1:56.833 | +0.704 | 11:06:38.639 |
| 8 | 44.871 | 46.584 | 26.764 | 1:58.219 | +2.090 | 11:08:36.858 |
| 9 | 46.054 | 46.275 | 27.203 | 1:59.532 | +3.403 | 11:10:36.390 |
| 10 | 45.675 | 46.249 | 26.526 | 1:58.450 | +2.321 | 11:12:34.840 |
| 11 | 45.268 | 48.297 | 28.583 | 2:02.148 | +6.019 | 11:14:36.988 |
| 12 | 47.155 | :01.780 | 36.444 | 2:25.379 | +29.250 | 11:17:02.367 |
| 13 | 59.277 | :19.882 | 26.876 | 2:46.035 | +49.906 | 11:19:48.402 |
| 14 | 46.282 | 45.621 | 27.276 | 1:59.179 | +3.050 | 11:21:47.581 |

(888) KHAYAM GHAZZAOUI

| Lap | S1 Tm | S2 Tm | S3 Tm | Lap Tm | Diff | Time of Day |
|-----|---------------|---------------|---------------|-----------------|-----------|--------------|
| 1 | 1:01.879 | 49.088 | 28.546 | 2:19.513 | +22.740 | 10:53:46.922 |
| 2 | 1:14.851 | :27.069 | 26.270 | 3:08.190 | +1:11.417 | 10:56:55.112 |
| 3 | 45.662 | 45.663 | 26.146 | 1:57.471 | +0.698 | 10:58:52.583 |
| 4 | 44.499 | 45.706 | 26.568 | 1:56.773 | | 11:00:49.356 |
| 5 | 44.906 | 45.370 | 26.901 | 1:57.177 | +0.404 | 11:02:46.533 |
| 6 | 45.183 | 45.830 | 26.132 | 1:57.145 | +0.372 | 11:04:43.678 |
| 7 | 44.751 | 45.415 | 27.006 | 1:57.172 | +0.399 | 11:06:40.850 |
| 8 | 45.155 | 45.467 | 26.306 | 1:56.928 | +0.155 | 11:08:37.778 |
| 9 | 45.821 | 47.228 | 27.741 | 2:00.790 | +4.017 | 11:10:38.568 |
| 10 | 45.589 | 45.378 | 27.050 | 1:58.017 | +1.244 | 11:12:36.585 |
| 11 | 46.850 | 49.872 | 27.988 | 2:04.710 | +7.937 | 11:14:41.295 |
| 12 | 51.732 | 55.148 | 37.058 | 2:23.938 | +27.165 | 11:17:05.233 |
| 13 | 57.933 | :18.913 | 27.553 | 2:44.399 | +47.626 | 11:19:49.632 |
| 14 | 46.784 | 46.997 | 26.769 | 2:00.550 | +3.777 | 11:21:50.182 |

(10) PIERRE VENTURA

| Lap | S1 Tm | S2 Tm | S3 Tm | Lap Tm | Diff | Time of Day |
|-----|---------------|---------------|---------------|-----------------|-----------|--------------|
| 1 | 1:02.001 | 55.948 | 32.318 | 2:30.267 | +34.798 | 10:53:36.736 |
| 2 | 1:18.571 | :27.078 | 26.767 | 3:12.416 | +1:16.947 | 10:56:49.152 |
| 3 | 51.803 | 50.629 | 26.347 | 2:08.779 | +13.310 | 10:58:57.931 |
| 4 | 45.162 | 45.747 | 26.400 | 1:57.309 | +1.840 | 11:00:55.240 |
| 5 | 44.233 | 45.161 | 26.075 | 1:55.469 | | 11:02:50.709 |
| 6 | 45.387 | 46.316 | 26.483 | 1:58.186 | +2.717 | 11:04:48.895 |
| 7 | 44.224 | 45.963 | 26.444 | 1:56.631 | +1.162 | 11:06:45.526 |
| 8 | 46.413 | 46.112 | 27.165 | 1:59.690 | +4.221 | 11:08:45.216 |
| 9 | 44.521 | 45.598 | 26.428 | 1:56.547 | +1.078 | 11:10:41.763 |
| 10 | 44.857 | 46.052 | 26.451 | 1:57.360 | +1.891 | 11:12:39.123 |
| 11 | 46.064 | 49.988 | 27.942 | 2:03.994 | +8.525 | 11:14:43.117 |
| 12 | 51.109 | 55.272 | 36.625 | 2:23.006 | +27.537 | 11:17:06.123 |
| 13 | 58.121 | :18.608 | 27.254 | 2:43.983 | +48.514 | 11:19:50.106 |
| 14 | 45.552 | 45.750 | 26.448 | 1:57.750 | +2.281 | 11:21:47.856 |

(83) RAFAEL SEIBEL

| Lap | S1 Tm | S2 Tm | S3 Tm | Lap Tm | Diff | Time of Day |
|-----|---------------|---------------|---------------|-----------------|-----------|--------------|
| 1 | 59.579 | 54.476 | 35.376 | 2:29.431 | +33.944 | 10:53:34.235 |
| 2 | 1:17.680 | :27.830 | 26.824 | 3:12.334 | +1:16.847 | 10:56:46.569 |
| 3 | 45.066 | 45.531 | 26.443 | 1:57.040 | +1.553 | 10:58:43.609 |
| 4 | 44.094 | 45.294 | 26.099 | 1:55.487 | | 11:00:39.096 |
| 5 | 44.260 | 45.423 | 26.147 | 1:55.830 | +0.343 | 11:02:34.926 |
| 6 | 44.281 | 45.639 | 26.360 | 1:56.280 | +0.793 | 11:04:31.206 |
| 7 | 44.530 | 45.660 | 26.140 | 1:56.330 | +0.843 | 11:06:27.536 |
| 8 | 1:00.854 | 48.069 | 26.360 | 2:15.283 | +19.796 | 11:08:42.819 |
| 9 | 45.254 | 46.329 | 27.002 | 1:58.585 | +3.098 | 11:10:41.404 |
| 10 | 46.119 | 46.362 | 26.490 | 1:58.971 | +3.484 | 11:12:40.375 |
| 11 | 47.030 | 54.271 | 27.145 | 2:08.446 | +12.959 | 11:14:48.821 |
| 12 | 47.072 | 54.411 | 36.334 | 2:17.817 | +22.330 | 11:17:06.638 |
| 13 | 58.532 | :18.619 | 26.547 | 2:43.698 | +48.211 | 11:19:50.336 |
| 14 | 46.265 | 47.345 | 26.406 | 2:00.016 | +4.529 | 11:21:50.352 |

(520) MARCELO CALEGARI

| Lap | S1 Tm | S2 Tm | S3 Tm | Lap Tm | Diff | Time of Day |
|-----|---------------|---------------|---------------|-----------------|-----------|--------------|
| 1 | 1:09.900 | 48.368 | 27.226 | 2:25.494 | +28.862 | 10:53:54.911 |
| 2 | 1:10.336 | :25.099 | 26.207 | 3:01.642 | +1:05.010 | 10:56:56.553 |
| 3 | 44.905 | 45.749 | 26.272 | 1:56.926 | +0.294 | 10:58:53.479 |
| 4 | 44.431 | 45.882 | 26.319 | 1:56.632 | | 11:00:50.111 |
| 5 | 44.841 | 46.096 | 26.890 | 1:57.827 | +1.195 | 11:02:47.938 |
| 6 | 44.757 | 46.388 | 26.837 | 1:57.982 | +1.350 | 11:04:45.920 |
| 7 | 44.953 | 46.071 | 26.848 | 1:57.872 | +1.240 | 11:06:43.792 |
| 8 | 44.908 | 47.012 | 26.591 | 1:58.511 | +1.879 | 11:08:42.303 |
| 9 | 45.410 | 46.178 | 26.805 | 1:58.393 | +1.761 | 11:10:40.696 |
| 10 | 45.204 | 46.135 | 26.625 | 1:57.964 | +1.332 | 11:12:38.660 |
| 11 | 45.340 | 50.087 | 28.516 | 2:03.943 | +7.311 | 11:14:42.603 |
| 12 | 51.131 | 55.397 | 36.535 | 2:23.063 | +26.431 | 11:17:05.666 |
| 13 | 58.109 | :18.969 | 26.945 | 2:44.023 | +47.391 | 11:19:49.689 |
| 14 | 44.648 | 46.491 | 27.359 | 1:58.498 | +1.866 | 11:21:48.187 |

(49) GIULIANO CORONADO

| Lap | S1 Tm | S2 Tm | S3 Tm | Lap Tm | Diff | Time of Day |
|-----|---------------|---------------|---------------|-----------------|-----------|--------------|
| 1 | 1:10.539 | 47.601 | 27.602 | 2:25.742 | +26.734 | 10:53:55.805 |
| 2 | 1:09.894 | :25.411 | 26.500 | 3:01.805 | +1:02.797 | 10:56:57.610 |
| 3 | 44.617 | 45.913 | 28.478 | 1:59.008 | | 10:58:56.618 |
| 4 | 45.484 | 46.427 | 28.639 | 2:00.550 | +1.542 | 11:00:57.168 |
| 5 | 45.495 | 46.293 | 27.504 | 1:59.292 | +0.284 | 11:02:56.460 |
| 6 | 44.955 | 46.925 | 27.283 | 1:59.163 | +0.155 | 11:04:55.623 |
| 7 | 45.437 | 48.756 | 27.519 | 2:01.712 | +2.704 | 11:06:57.335 |
| 8 | 45.702 | 46.994 | 28.342 | 2:01.038 | +2.030 | 11:08:58.373 |
| 9 | 45.002 | 46.250 | 29.829 | 2:01.081 | +2.073 | 11:10:59.454 |
| 10 | 44.672 | 46.416 | 28.120 | 1:59.208 | +0.200 | 11:12:58.662 |
| 11 | 45.459 | 46.502 | 27.529 | 1:59.490 | +0.482 | 11:14:58.152 |
| 12 | 44.854 | 50.906 | 35.348 | 2:11.108 | +12.100 | 11:17:09.260 |
| 13 | 57.859 | :18.080 | 26.481 | 2:42.420 | +43.412 | 11:19:51.680 |
| 14 | 46.044 | 47.406 | 27.659 | 2:01.109 | +2.101 | 11:21:52.789 |

(18) FERNANDO / KAUE BAROUDI

| Lap | S1 Tm | S2 Tm | S3 Tm | Lap Tm | Diff | Time of Day |
|-----|---------------|---------------|---------------|-----------------|-----------|--------------|
| 1 | 3:06.508 | 44.747 | 26.258 | 4:17.513 | +2:22.879 | 10:55:20.837 |
| 2 | 44.324 | 44.175 | 26.135 | 1:54.634 | | 10:57:15.471 |
| 3 | 44.013 | 44.888 | 26.570 | 1:55.471 | +0.837 | 10:59:10.942 |
| 4 | 44.209 | 45.069 | 26.267 | 1:55.545 | +0.911 | 11:01:06.487 |
| 5 | 44.198 | 45.445 | 26.455 | 1:56.098 | +1.464 | 11:03:02.585 |

(13) G.FRANCESCHINI/M.KUMRUJAN

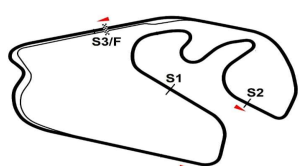
| Lap | S1 Tm | S2 Tm | S3 Tm | Lap Tm | Diff | Time of Day |
|-----|----------|---------|--------|-----------------|-----------|--------------|
| 1 | 1:00.170 | 48.713 | 30.169 | 2:19.052 | +21.398 | 10:53:43.562 |
| 2 | 1:15.894 | :26.350 | 27.361 | 3:09.605 | +1:11.951 | 10:56:53.167 |
| 3 | 44.997 | 45.444 | 27.530 | 1:57.971 | +0.317 | 10:58:51.138 |
| 4 | 45.154 | 45.379 | 28.122 | 1:58.655 | +1.001 | 11:00:49.793 |
| 5 | 44.895 | 46.163 | 27.067 | 1:58.125 | +0.471 | 11:02:47.918 |
| 6 | 45.017 | 46.767 | 27.434 | 1:59.218 | +1.564 | 11:04:47.136 |
| 7 | 44.980 | 47.184 | 27.785 | 1:59.949 | +2.295 | 11:06:47.085 |

Cronometragem Diretor de Provas Comissários Orbits

Resultado sujeito a verificações técnicas e/ou desportiva



RECEBEMOS
 D ___ / ___ H ___ : ___
 COM



COMISSARIO DESPORTIVO
 DOC N° _____
 FL: _____ / _____

3a ETAPA PAULISTA DE AUTOMOBILISMO 2026

AMG CUP BRASIL

Autódromo de Interlagos 4,309 km

1a PROVA - AMG CUP

19/04/2026 10:35

Race (30:00 Time) started at 10:50:48

| Lap | S1 Tm | S2 Tm | S3 Tm | Lap Tm | Diff | Time of Day |
|-----|---------------|---------------|---------------|-----------------|---------|--------------|
| 8 | 45.710 | 46.902 | 28.449 | 2:01.061 | +3.407 | 11:08:48.146 |
| 9 | 44.868 | 46.182 | 28.025 | 1:59.075 | +1.421 | 11:10:47.221 |
| 10 | 44.655 | 45.351 | 27.648 | 1:57.654 | | 11:12:44.875 |
| 11 | 45.123 | 52.413 | 27.401 | 2:04.937 | +7.283 | 11:14:49.812 |
| 12 | 47.035 | 54.542 | 36.023 | 2:17.600 | +19.946 | 11:17:07.412 |
| 13 | 58.370 | :18.531 | 26.583 | 2:43.484 | +45.830 | 11:19:50.896 |
| 14 | 46.178 | 47.317 | 28.901 | 2:02.396 | +4.742 | 11:21:53.292 |

| Lap | S1 Tm | S2 Tm | S3 Tm | Lap Tm | Diff | Time of Day |
|-----|--------|---------------|--------|------------------|------------|--------------|
| 4 | 45.388 | 46.143 | 27.464 | 1:58.995 | +1.137 | 11:00:55.528 |
| 5 | 46.097 | 46.532 | 27.287 | 1:59.916 | +2.058 | 11:02:55.444 |
| 6 | 45.463 | 46.098 | 27.303 | 1:58.864 | +1.006 | 11:04:54.308 |
| p7 | 45.015 | 58.198 | | 2:24.456 | +26.598 | 11:07:18.764 |
| 8 | | 45.892 | 27.904 | 12:46.307 | +10:48.449 | 11:20:05.071 |
| 9 | 45.559 | 46.250 | 27.922 | 1:59.731 | +1.873 | 11:22:04.802 |

(32) E.GOMES/D.AGUIAR

| | | | | | | |
|----|---------------|---------------|---------------|-----------------|-----------|--------------|
| 1 | 1:10.128 | 46.163 | 26.881 | 2:23.172 | +25.912 | 10:53:51.840 |
| 2 | 1:12.746 | :26.458 | 26.830 | 3:06.034 | +1:08.774 | 10:56:57.874 |
| 3 | 44.599 | 46.401 | 27.227 | 1:58.227 | +0.967 | 10:58:56.101 |
| 4 | 44.859 | 45.684 | 26.756 | 1:57.299 | +0.039 | 11:00:53.400 |
| 5 | 44.447 | 45.598 | 27.215 | 1:57.260 | | 11:02:50.660 |
| 6 | 45.308 | 47.641 | 26.898 | 1:59.847 | +2.587 | 11:04:50.507 |
| 7 | 44.675 | 46.247 | 26.638 | 1:57.560 | +0.300 | 11:06:48.067 |
| 8 | 47.017 | 48.862 | 28.767 | 2:04.646 | +7.386 | 11:08:52.713 |
| 9 | 47.599 | 48.543 | 29.046 | 2:05.188 | +7.928 | 11:10:57.901 |
| 10 | 46.631 | 48.277 | 28.490 | 2:03.398 | +6.138 | 11:13:01.299 |
| 11 | 47.287 | 48.732 | 31.684 | 2:07.703 | +10.443 | 11:15:09.002 |
| 12 | 51.142 | 50.680 | 30.469 | 2:12.291 | +15.031 | 11:17:21.293 |
| 13 | 47.374 | :17.782 | 28.883 | 2:34.039 | +36.779 | 11:19:55.332 |
| 14 | 46.471 | 48.126 | 28.579 | 2:03.176 | +5.916 | 11:21:58.508 |

(60) BETÃO FONSECA - M

| | | | | | | |
|-----|---------------|---------------|---------------|-----------------|-----------|--------------|
| 1 | 51.279 | 57.911 | 41.088 | 2:30.278 | +47.822 | 10:53:19.819 |
| 2 | 1:17.572 | :26.247 | 28.710 | 3:12.529 | +1:30.073 | 10:56:32.348 |
| 3 | 39.610 | 41.344 | 23.904 | 1:44.858 | +2.402 | 10:58:17.206 |
| 4 | 39.321 | 40.289 | 23.966 | 1:43.576 | +1.120 | 11:00:00.782 |
| 5 | 39.305 | 39.768 | 23.756 | 1:42.829 | +0.373 | 11:01:43.611 |
| 6 | 39.096 | 39.905 | 23.753 | 1:42.754 | +0.298 | 11:03:26.365 |
| 7 | 39.034 | 40.036 | 23.796 | 1:42.866 | +0.410 | 11:05:09.231 |
| 8 | 38.950 | 39.930 | 23.576 | 1:42.456 | | 11:06:51.687 |
| 9 | 40.065 | 42.716 | 24.157 | 1:46.938 | +4.482 | 11:08:38.625 |
| 10 | 40.022 | 40.479 | 23.967 | 1:44.468 | +2.012 | 11:10:23.093 |
| p11 | 39.790 | | | 8:01.634 | +6:19.178 | 11:18:24.727 |

(225) MAX MOHR

| | | | | | | |
|----|---------------|---------------|---------------|-----------------|-----------|--------------|
| 1 | 1:03.920 | 49.013 | 27.854 | 2:20.787 | +24.154 | 10:53:48.709 |
| 2 | 1:14.767 | :26.888 | 26.656 | 3:08.311 | +1:11.678 | 10:56:57.020 |
| 3 | 44.722 | 45.792 | 26.119 | 1:56.633 | | 10:58:53.653 |
| 4 | 44.521 | 45.869 | 27.993 | 1:58.383 | +1.750 | 11:00:52.036 |
| 5 | 45.458 | 44.988 | 26.451 | 1:56.897 | +0.264 | 11:02:48.933 |
| 6 | 44.712 | 46.369 | 26.375 | 1:57.456 | +0.823 | 11:04:46.389 |
| 7 | 45.060 | 45.832 | 26.970 | 1:57.862 | +1.229 | 11:06:44.251 |
| 8 | 44.609 | 48.350 | 27.647 | 2:00.606 | +3.973 | 11:08:44.857 |
| p9 | 47.997 | 50.124 | | 2:15.019 | +18.386 | 11:10:59.876 |
| 10 | | 46.532 | 26.517 | 9:09.866 | +7:13.233 | 11:20:09.742 |
| 11 | 44.641 | 45.318 | 26.841 | 1:56.800 | +0.167 | 11:22:06.542 |

(96) SILAS PASSOS

| | | | | | | |
|-----|---------------|---------------|---------------|-----------------|-----------|--------------|
| 1 | 57.080 | 53.147 | 36.009 | 2:26.236 | +31.706 | 10:53:29.816 |
| 2 | 1:18.595 | :28.603 | 27.236 | 3:14.434 | +1:19.904 | 10:56:44.250 |
| 3 | 43.509 | 44.901 | 26.120 | 1:54.530 | | 10:58:38.780 |
| 4 | 44.226 | 45.104 | 26.106 | 1:55.436 | +0.906 | 11:00:34.216 |
| 5 | 44.480 | 45.050 | 26.246 | 1:55.776 | +1.246 | 11:02:29.992 |
| 6 | 44.492 | 45.725 | 26.250 | 1:56.467 | +1.937 | 11:04:26.459 |
| 7 | 44.483 | 45.315 | 26.226 | 1:56.024 | +1.494 | 11:06:22.483 |
| 8 | 44.509 | 45.250 | 26.250 | 1:56.009 | +1.479 | 11:08:18.492 |
| 9 | 44.435 | 45.775 | 26.387 | 1:56.597 | +2.067 | 11:10:15.089 |
| p10 | 44.878 | 51.660 | | 2:25.319 | +30.789 | 11:12:40.408 |

(99) GABRIEL MASCHIETTO

| | | | | | | |
|---|---------------|---------|---------------|-----------------|-----------|--------------|
| 1 | 1:10.672 | 47.802 | 27.179 | 2:25.653 | +27.795 | 10:53:56.231 |
| 2 | 1:10.170 | :25.259 | 27.015 | 3:02.444 | +1:04.586 | 10:56:58.675 |
| 3 | 44.412 | 46.541 | 26.905 | 1:57.858 | | 10:58:56.533 |

Cronometragem Diretor de Provas Comissários Orbits

Resultado sujeito a verificações técnicas e/ou desportiva

RECEBEMOS
 D ___ / ___ / ___ H ___ : ___
 COMISSÁRIO DESPORTIVO

